

Inventory and biodeversity
medicinal plants of Dayak Tomun
society in Lopus Village
Lamandau Regency Central
Kalimantan

by Eka Santoso

Submission date: 02-Apr-2019 06:56PM (UTC+0700)

Submission ID: 1104430454

File name: ISNPINSA8_120_E_A_Santoso_UNDIP_B02052.pdf (533.49K)

Word count: 3302

Character count: 18146

Inventory and biodeversity medicinal plants of Dayak Tomun society in Lopus Village Lamandau Regency Central Kalimantan

E A Santoso^{1*}, Jumari², S Utami²

¹Magister of Biology, Department of Biology, Faculty of Sciences and Mathematics, Diponegoro University, Jl. Prof. Soedarto, SH, Tembalang, Semarang 50275, Indonesia.

²Department of Biology, Faculty of Sciences and Mathematics, Diponegoro University, Jl. Prof. Soedarto, SH, Tembalang, Semarang 50275, Indonesia.

Corresponding author: ekaandy36@gmail.com.

Abstract. Dayak Tomun was one of Dayak tribe lived in the area of Lamandau Regency of Central Kalimantan. Knowledge of medicinal plants of Dayak Tomun society retrieved from ancestral knowledge or their ancestors. The absence of documentation from the study of the knowledge of medicinal plants, then the Dayak Tomun to do Ethnobotany studies. This research aim was examined deeper knowledge and utilization of Dayak Tomun society on the medicinal plant. The method used was the semi-structured interview and participatory observations involving the 6 key informant of the profession as a shaman. Results of the study were found that 73 species and 69 genera, 43 family medicinal plants with the dominant family (9.59%) were the Zingiberaceae. Part of the medicinal plants that have most frequencies used by Dayak community Tomun is a leaf (38.38%), mixed with the boiled way (50%) and consumed with the drink (41.10%). The tradition of processing and utilization of medicinal plants by the Dayak Tomun society is important to apply and further preserved, so the local wisdom of the traditional medicine will remain awake.

Keywords: *Inventory, Biodeversity, Medicinal Plants, Dayak Tomun, Central Kalimantan*

1. Introduction

Indonesia is a country that has a diversity of plants as much as 9600 plants which some 400 tribes in Indonesia utilization plants. Indonesia has one of the largest of the tribe biodiversity from the entire country from Sabang until Merauke. Tribes in Indonesia depend on the natural resources in the life of a day-day [1]. One of the regions in Indonesia that has the diversity of tribal communities is the Isles of Borneo.

Borneo has biodiversity plants on forest vegetation in abundance. The number of potential plants to serve as a source of drugs. Many societies living in Kalimantan forest area that the harnesses her everyday plants to treat disease [2]. One of the Kalimantan provinces has an abundance of plant medicines are potentially Central Kalimantan.

Central Kalimantan is an area that has the potential to support plants biodiversity of traditional community knowledge. Utilization of plant community characteristics makes the Dayak tribe in Borneo [3]. Local communities in Central Kalimantan has a wide utilization of plants for everyday life, especially for local communities living in forest areas [4]. The tribe that settled lives come within the forests of Central Kalimantan, one of which is the Dayak Tomun.

Dayak Tomun is the community's traditional Dayak of Borneo settled on the forest area in the region of Central Borneo Lamandau Regency. Dayak Tomun society has local knowledge of the natural environment, such as the utilization of herbs for medicinal [5]. Dayak Tomun society has local knowledge inherited by the ancestors of hereditary, the development of the times will be reduced. This is because of a lot of the next generation who are affected by the modernization culture [6].

Local knowledge in the utilization of medicinal plants on a Dayak Tomun society in the Lamandau has never been examined, documentation and inventoried. The thing that makes the local knowledge will disappear. Therefore, activities regarding medicinal plants inventoried in Dayak Tomun society especially in the Lopus Village should be examined, so that the hope retrieved database and knowledge regarding the types of plants that can be used as medicinal plants.

2. Method and material

2.1. Study area

Research conducted on Lopus Villages in Delang District, Lamandau Regency of Central Kalimantan. The process of doing research on January-March 2018. In the geographical location is set on research on latitude $1^{\circ} 37' 56.90''$ S and longitude $111^{\circ} 2' 24.29''$ E (Figure 1).

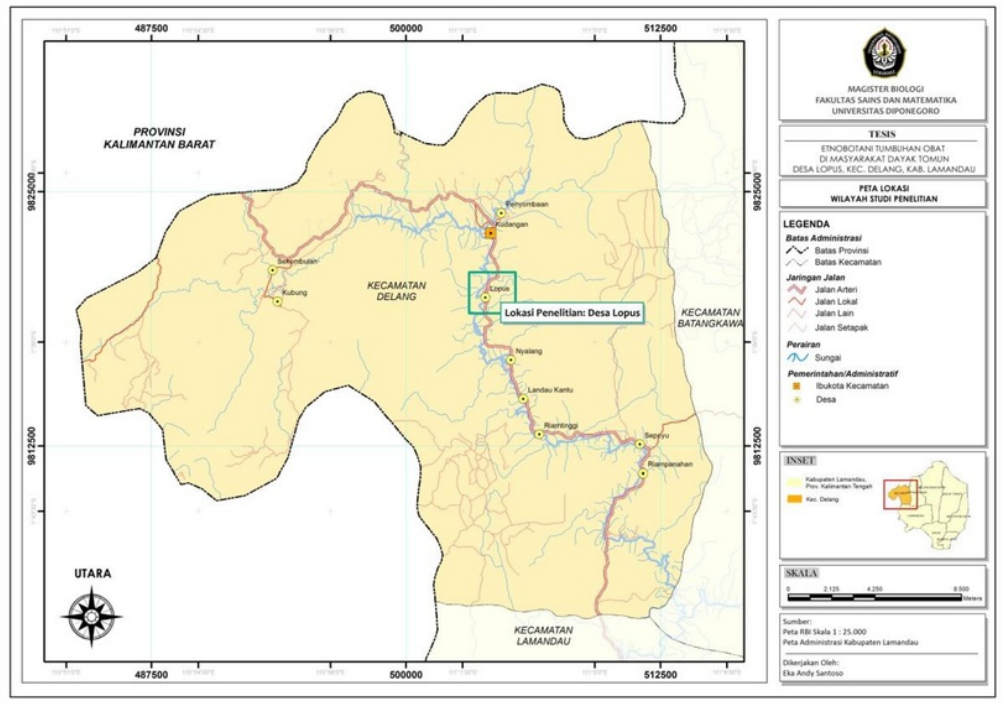


Figure 1. Research Location of Lopus Villages in Delang District Lamandau Regency, Central Kalimantan

2.2. Data collection

The process to get the data of the research done through the activities of collected type and number of inventory. The data will be retrieved by first determining the key informants from the Dayak Tomun society in the village of Lopus. Key informants were determined by purposive sampling method. Key Informant of Dayak Tomun society has criteria which is believed as one of the treatments in the Tomun Dayak. Key informant retrieved as many as 7 shamans (*moalap* or *poalap*).

Logging activities and an inventory of medicinal plants were done with a semi-structured interview [7] and the participatory exploration [8] by involving key informant.

2.3. Data analysis

The results of the observation data collection will be analyzed in qualitative descriptive by identifying, determination and an inventory of the types of medicinal plants are used. The overall result will be in tabulation, presentation and discussed by comparing the existing literature.

3. Results and discussion

3.1 The diversity of types of medicinal plants

Based on the observations obtained as many as 73 plant species with 69 genera and 43 species of that family are used within the Dayak Tomun society in the Lopus Villages (table 1.). These kinds of medicinal plants found in the area of the Dayak Tomun society in the village of Lopus can be said to overflow because of the many plants that could potentially be discovered as a cure.

Types of plants local Dayak community Tomun obtained also have the same types of plants are utilized and found on the other Dayak communities. On Dayak Kendayan society, Daro ', Bukat and Iban in West Kalimantan and South Kalimantan Dayak medicinal plants the same type utilized by the Dayak Tomun society encompasses plants *Tinospora crispa* L., *Kaemferia galanga*, *Morinda citrifolia* L., *Justicia gendarussa*, *Lansium domesticum*, *Carica papaya*, *Agerantum conyzoides*, *Psidium guajava* L., and *Eurycoma longifolia* Jack [9].

On medicinal plants that are used in the general Dayak Tomun in the Lopus Village found also the kinds of plants that enter into the category of a red list of the IUCN and CITES, among others, *Eusideroxylon zwageri* Teijsm. & Binn. and *Eurycoma longifolia* Jack. Kayu ulin plant (*Eusideroxylon zwageri* Teijsm. & Binn.) in the entry in the category of vulnerable [10], while pasak bumi (*Eurycoma longifolia* Jack) fall into the category of threatened plants [11].

Table 1. The number of types of medicinal plants in Tomun in the Lopus Village of Dayak Society

Local Name	Scientific Name	Genera	Family	Benefit (as a medicine)	Part of Plants
1. Petikalol/ Topus	<i>Achasma coccineum</i> (Blume) Valetton	Achasma	Zingiberaceae	Influenza, diarrhea, toothache	Leaf, root, fruit
2. Jerangau	<i>Acorus calams</i> L.	Acorus	Araceae	Abdominal diseases, headache, witchcraft diseases (<i>tawar</i>), sawan or convulsions in infants, toddlers and children	Leaf, stem
3. Kaning Kambing	<i>Ageratum conyzoides</i> (L.) L.	Ageratum	Asteraceae	Wound medicines	Leaf
4. Keladi Kulang Kulit/ Sengkulit	<i>Alocasia zebrina</i> Schott ex Van Houtte	Alocasia	Araceae	Witchcraft diseases (<i>tawar</i>)	Root
5. Kayu	<i>Alpinia galanga</i> (L.)	Alpinia	Zingiberaceae	Postpartum	Root

	Panas	Wild.		e	medicines (<i>sembrani</i>)	
6.	Pulai	<i>Alstonia scholaris</i> Linn	Alstonia	Apocynaceae	Postpartum medicines (<i>sembrani</i>)	Root
7.	Nenas	<i>Ananas comosus</i> (L.) Merr.	Ananas	Bromeliaceae	Toothache	Root
8.	Pinang	<i>Areca catechu</i> L.	Areca	Areaceae	Postpartum medicines (<i>sembrani</i>)	Fruit
9.	Teras Mentawa	<i>Artocarpus anisophyllus</i> Miq.	Artocarpus	Moraceae	Sawan (<i>kepuhunan</i>) people died	Bark
10.	Kapoak	<i>Artocarpus elasticus</i> Reinw. ex Blume		Moraceae	Sawan (<i>keouhunan</i>) people died	Stem
11.	Kesumba	<i>Bixa orellana</i> L.	Bixa	Bixaceae	Postpartum medicines (<i>sembrani</i>)	Leaf, root
12.	Sambang	<i>Blumea balsamifera</i> (L.) DC.	Blumea	Asteraceae	Malaria	Leaf
13.	Kayu Walah	<i>Bromheadia finlaysonia</i> (lindley) Miq.	Bromheadia	Orchidaceae	Cancer medicines	Leaf, stem
14.	Cabai Rawit	<i>Capsicum</i> sp	Capsicum	Solanaceae	Toothache	Root
15.	Pepaya	<i>Carica papaya</i> L.	Carica	Caricaceae	Toothache	Root
16.	Honah (Tukas)	<i>Caryota mitis</i> Lour.	Caryota	Rutaceae	Itch medicines	Root
17.	Ketepang	<i>Cassia alata</i> L.	Cassia	Caesalpinia- eae	Fungal infections of the skin	Leaf
18.	Bura	<i>Chromolaena odorata</i> (L.) R.M.King & H.Rob.	Chromolaena	Asteraceae	Wound medicines	Leaf
19.	Kembang Raya	<i>Clerodendrum japonicum</i> (Thunb.) Sweet	Clerodendrum	Verbenaceae	Fever for toddlers and children	Leaf
20.	Kayu Ulat	<i>Coniogramme fraxinea</i> (D. Don) Diels	Coniogramme	Polypodiaceae	Itch medicines	Root
21.	Sesabung	<i>Cordyline fruticosa</i> Back.	Cordyline	Liliaceae	Fever for toddlers and children	Leaf
22.	Tetabai	<i>Costus speciosus</i> J.Koenig Sm.	Costus	Zingiberaceae	Postpartum medicines (<i>sembrani</i>), fever for	Leaf, stem, root

					toddlers and children, farm animal diseases	
23.	Jangkut	<i>Curculigo capitulata</i> O.K	Curculigo	Amaryllidaceae	Itch	Root
24.	Kasai	<i>Curcuma demostica</i> Val.	Curcuma	Zingiberaceae	Abdominal diseases	Rhizome
25.	Sarai	<i>Cymbopogon citratus</i> (DC.) Stapf	Cymbopogon	Poaceae	Sprains	Leaf, stem, root
26.	Totanjan	<i>Dianella nemerosa</i> Lam.	Dianella	Liliaceae	Postpartum medicines (<i>sembrani</i>)	Leaf, root
27.	Simpur	<i>Dillenia excelsa</i> (Jack) Martelli ex Gilg.	Dillenia	Dilleniaceae	Wound medicines	Bark
28.	Bomban	<i>Donax cannaeformis</i> (G.Forst) K. Schum	Donax	Maranthaceae	Eye diseases	Leaf
29.	Genguh	<i>Drynaria rigidula</i> Bedd.	Drynaria	Polypodiaceae	Postpartum medicines (<i>sembrani</i>)	Tuber
30.	Pasak Bumi	<i>Eurycoma longifolia</i> Jack	Eurycoma	Simarubaceae	Fever, malaria	Root
31.	Kayu Ulin	<i>Eusideroxylon zwageri</i> Teijsm. & Binn.	Eusideroxylon	Lauraceae	Sawan (<i>keouhunan</i>) people died	Stem
32.	Akar Kuning	<i>Fibraurea chloroleuca</i> Miers	Fibraurea	Menispermaceae	Hepatitis	Root
33.	Krayo	<i>Ficus stricta</i> (Miq.) Miq.	Ficus	Moraceae	Itch medicines	Root
34.	Seloban	<i>Geunsia pentandra</i> (Roxb.) Merr.	Geunsia	Verbenaceae	Cancer medicines	Leaf
35.	Hohidup	<i>Justicia gendarussa</i> Burm.f.	Justicia	Acanthaceae	Postpartum medicines (<i>sembrani</i>)	Leaf, root
36.	Cokur	<i>Kaempferia galanga</i> L.	Kaempferia	Zingiberaceae	Canker sores, fever for toddlers and children, farm animal diseases	Rhizome, leaf
37.	Sesabi Macan	<i>Lactuca virosa</i> L.	Lactuca	Araceae	Wart infection on the skin	Leaf
38.	Lansap	<i>Lansium domesticum</i> Correa	Lansium	Meliaceae	Itch medicines	Bark
39.	Kayu	<i>Mallotus paniculatus</i>	Mallotus	Euphorbiaceae	Headache	Leaf

40.	Angin Kapuyembun	(Lam.) Mull. Arg <i>Mapania cuspidata</i> (Miq.) Uittien	Mapania	ae Cyperaceae	Postpartum medicines (<i>sembrani</i>)	Root, stem
41.	Kelonudu	<i>Melastoma malabathricum</i> L.	Melastoma	Melastomataceae	Cancer medicines, toothache, diarrhea	Leaf, bark, root
42.	Bongkah	<i>Merremia peltata</i> (L.) Merr.	Merremia	Convolvulaceae	Toothache, itch medicines	Root, leaf
43.	Kayu Malu	<i>Mimosa pudica</i> L.	Mimosa	Leguminosae	Insomnia, traet trance (<i>kepuhunan</i>)	Root
44.	Lalangsap Temuni	<i>Monstera adansonii</i> Schott	Monstera	Araceae	Diarrhea, diarrhoea (<i>membocor</i>)	Leaf
45.	Mengkudu	<i>Morinda citrifolia</i> L.	Morinda	Rubiaceae	Cough medicines, tonsillitis	Root, fruit
46.	Pisang Raya	<i>Musa acuminata</i> Colla	Musa	Musaceae	Toothache	Root
47.	Jembakah Anak Hantu	<i>Myrmecodia tuberosa</i> Jack	Myrmecodia	Rubiaceae	Diseases of internal organs	Tuber
48.	Kayu Kumis	<i>Orthosiphon aristatus</i> (Blume) Miq.	Orthosiphon	Lamiaceae	Kidney diseases, ureter disease, traet trance (<i>kepuhunan</i>)	Leaf, root
49.	Pohon Rokok	<i>Phrynium villosulum</i> Miq.	Phrynium	Maranthaceae	Canker sores, toothache	Leaf, root
50.	Mentawalan	<i>Phyllanthus urinaria</i> L.	Phyllanthus	Euphorbiaceae	Kidney diseases	Root
51.	Sirih	<i>Piper betle</i> L.	Piper	Piperaceae	Postpartum medicines (<i>sembrani</i>)	Leaf
52.	Tumbak Malo	<i>Polygonatum biflorum</i> (Walter) Elliot	Polygonatum	Liliaceae	Canker sores	Leaf
53.	Jambu Pasir	<i>Psidium guajava</i> L.	Psidium	Myrtaceae	Toothache, disentry, abdominal diseases	Root
54.	Bebaro	<i>Psychotria viridis</i> Ruiz & Pav.	Psychotria	Rubiaceae	Postpartum medicines (<i>sembrani</i>)	Leaf

55.	Sadawa Manuk	<i>Pternandra rostrata</i> M. P. Nayar	Pternandra	Melastomaceae	Caker sores	Root
56.	Sengkubak	<i>Pycnarrhena cauliflora</i> (Miers.) Diels	Pycnarrhena	Menispermaceae	Headache, sawan (<i>kepuhunan</i>) people died	Leaf
57.	Kayu Guam	<i>Sauropus androgynus</i> (L.) Merr.	Sauropus	Phyllanthaceae	Reproduce breast milk	Leaf
58.	Trantang Langit	<i>Scheffiera actinophylla</i> (Endl.) Harms	Scheffiera	Araliaceae	Diarrhoea (<i>memboacor</i>), diarrhea	Leaf, bark
59.	Karlompi	<i>Scorodocarpus borneensis</i> (Baili.) Becc.	Scorodocarpus	Olacaceae	Headache, itch medicines	Leaf
60.	Kayu Haro	<i>Shorea koordersii</i> Brain-Dis	Shorea	Dipterocarpaceae	Smallpox (<i>lambai</i>)	Ribber, root
61.	Terung	<i>Solanum ferox</i> (L.)	Solanum	Solanaceae	Toothache	Root
62.	Bomban Teluncur	<i>Stachyphrynium parvum</i> (Ridl.) Holttum	Stachyphrynium	Maranthaceae	Menstrual care	Leaf
63.	Klakai	<i>Stenochlaena palustris</i> (Burm.f.)	Stenochlaena	Blechnaceae	Ulcer (<i>pulung</i>)	Root
64.	Menterung	<i>Strombosia ceylanica</i> Gradner	Strombosia	Olacaceae	Abdominal diseases	Bark
65.	Tatulo	<i>Strombosia javanica</i> Blume		Olacaceae	Caker sores, itch medicines	Leaf, root
66.	Sambang Layang	<i>Taraxacum campylodes</i> G.E. Haglund	Taraxacum	Araceae	Wart infection	Leaf
67.	Keringking	<i>Tectaria herpetocaulos</i> Holttum	Tectaria	Tectariaceae	Postpartum medicines (<i>sembrani</i>)	Root
68.	Putar Ali	<i>Tinospora crispa</i> (L.) Hook. F & Th.	Tinospora	Menispermaceae	Fever, malaria	Stem
69.	Balaban	<i>Tristaniopsis whiteana</i> (Griff.) Peter G. Wilson & J. T. Waterh	Tristaniopsis	Myrtaceae	Sawan (<i>kepuhunan</i>) people died, measles diseases (<i>tombo balaban</i>)	Stem, bark
70.	Jerangau Air	<i>Vallisneria americana</i> Michx.	Vallisneria	Hydrocharitaceae	Sawan	Leaf
71.	Jahe	<i>Zingiber officinale</i> Rosc.	Zingiber	Zingiberaceae	Reproduce breast milk	Rhizome
72.	Kunyit Hantu	<i>Zingiber zerumbet</i> (L.) Roscoe ex Sm.		Zingiberaceae	Itch medicines	Root
73.	Indaigandi	<i>Zizyphus calophylla</i> Wall.	Zizyphus	Rhamnaceae	Eye diseases	Leaf, root

Types of medicinal plants found in the dominance by the family Zingiberaceae is 7 kinds of medicinal plants with the percentage of 9.59% (Table 2). Family of Zingiberaceae generally has aromatic compounds that characterize each type in its utilization by local people [12]. Types of plants in the Family such as *Zingiber officinale* Rosc., *Achasma coccineum*, and *Curcuma domestica* is a potential plant is used as a medicinal plant and is found as well as in cultivated in the courtyard of the community Dayak [13, 9, 14].

- Acanthaceae ■ Amaryllidaceae ■ Apocynaceae ■ Araceae ■ Areaceae
- Araliaceae ■ Asteraceae ■ Bixaceae ■ Blechnaceae ■ Bromeliaceae
- Caesalpiniaceae ■ Caricaceae ■ Convolvulaceae ■ Cyperaceae ■ Dilleniaceae
- Dipterocarpaceae ■ Euphorbiaceae ■ Hydrocharitaceae ■ Lamiaceae ■ Lauraceae
- Leguminosae ■ Liliaceae ■ Maranthaceae ■ Melastomataceae ■ Meliaceae
- Menispermaceae ■ Moraceae ■ Musaceae ■ Myrtaceae ■ Olacaceae
- Orchidaceae ■ Phyllanthaceae ■ Piperaceae ■ Poaceae ■ Polypodiaceae
- Rhamnaceae ■ Rubiaceae ■ Rutaceae ■ Simarubaceae ■ Solanaceae
- Tectariaceae ■ Verbenaceae ■ Zingiberaceae

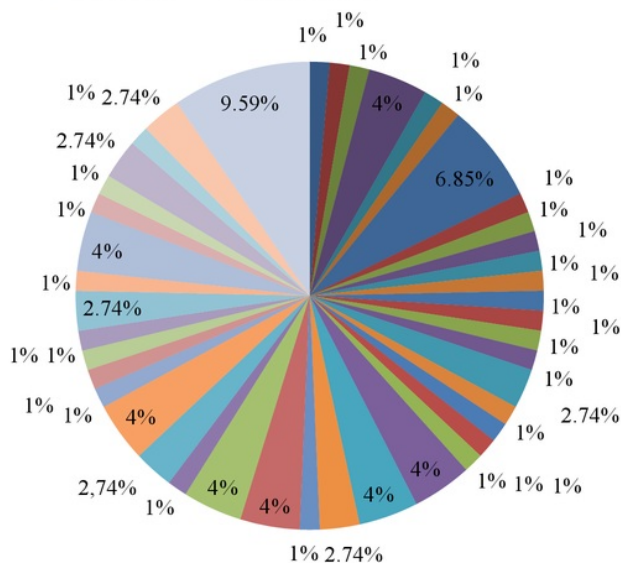


Figure 2. Species medicinal plants of ditribution within the indentified familia in Dayak Tomun in the Lopus Village of Lamandau Regency Central Kalimantan

3.2 The biodeversity of plants parts, preparation and presentation of the medicinal plants

The observations obtained have done that part leaves of plant organs, many used as a medicinal herb in traditional Dayak community Tomun in the village of Lopus. As much as 36.36% of 38 kinds of medicinal plants are used (Figure 3).

Head in the manufacture of a medicinal herb in traditional Dayak Tomun society many do with boiling. The process of boiling on a Dayak Tomun society obtained as much as 50% (Figure 4 a) The process of boiling one common effort undertaken by the community in traditional medicine [15].

The technique of boiling carried out because it would be more effective to bioactive compounds, so spending will maintain the benefits of a more lasting potion [16].

Results in preparation for the manufacture of medicinal plant herb is consumed with how to drink the amount of 41.10% (Figure 4 b). The consumption of drugs by the way drunk will give you the benefits of a more effective through absorption in the digestive system and streamed into the bloodstream [17]. In addition to the Dayak Tomun in the Lamandau lots using the process taken in the consumption of medicinal herb, in Dayak Kendayan, Daro, Bukat, and Iban in West Kalimantan, presenting in a way taken by society to treat disease fever or malaria [8].

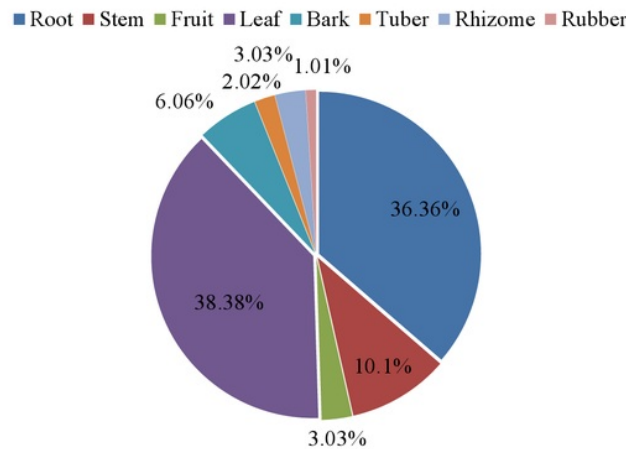


Figure 3. The amount of use of an organ or part of the medicinal plants Dayak Tomun society in the Lopus Village

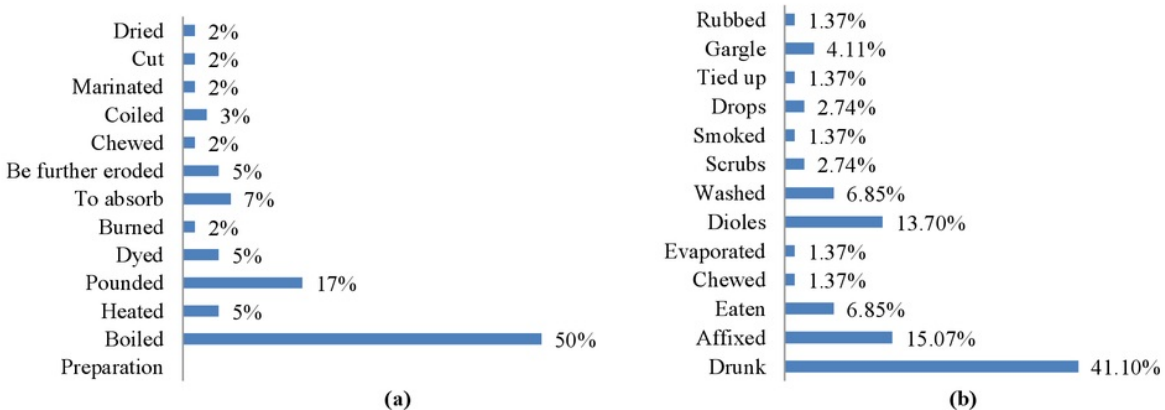


Figure 4. The process of composition materials type of medicinal plants (a) preparation of medicinal plants (b) presentation of medicinal plants

Based on the results of the research of the process of inventory of the utilization of different types of Dayak Tomun society in medicinal plants retrieved that logging type medicinal plants, as well as its utilization, need to be done. Traditional medicine in Dayak Tomun has a unique relationship with the

culture of the people. Knowledge of a specific type of plants used as medicine is based on the results of the interaction of humans with the environment. Another reason the importance of digging about logging type of medicinal plants is the abundance of the variety of diseases afflicting the community, making the odds of the existence of the opportunity to seek other types of medicinal plants.

In addition, the utilization of medicinal plants by the Dayak Tomun society in the Lopus Villages can benefit in terms of the economy if society can offer it wisely and well and in accordance with the local wisdom of the community. Yet such forest, as well as plant species contained in it have the values important to the community as part of the cultural identity of the Dayak Tomun society.

4. Conclusion

Results of the study showed the Dayak Tomun society in the Lopus Village know and utilized as many as 73 species of medicinal plants which are composed of 69 genera and 43 families. The group most types of medicinal plants found on the family Zingiberaceae is 7 species of medicinal plants with the percentage of 9.59%. Part of the leaf on a whole lot of mixed types of medicinal plants as a medicinal herb in traditional, is the percentage of 38.38%. The preparation of a medicinal herb in traditional Dayak Tomun much done by the method of boiling as much as 50% and results of the consumed to drink as much as 41.10%. Utilization of medicinal plants in Tomun in the village of Dayak society Lopus describes the level of interaction between society and the forest for their life.

5. Acknowledgements

The author gratitude to the Government in Lamandau Regency for supporting and providing scholarships for postgraduate. The author also thanks to shaman and local respondents shaman and local respondents of Dayak Tomun in Lopus Village for helped in the study site. Specifically, we thank to Mr. Yohanes and Mr. Martinus representing villagers of Dayak Tomun for give us permission to research in Lopus Village.

References

- [1] Setyowati F M, Riswan S, Susiarti S 2005 *J. Tek. Ling. P3TL-BPPT* **6** 3 502
- [2] Caniago I and Siebert S F 1998 *Economic Botany* **52** 3 229
- [3] Suryadana I G P 2005 *Journal of Tropical Ethnobiology* **21** 65
- [4] Herianto H, Kusuma Z, Nihayati E, and Prayogo C 2018 *Journal of Tropical Life Science* **8** 2 130
- [5] Dey N P H and Djumaty B L 2016 *Advances in Social Science Education and Humanitie Research* **84** 630
- [6] Bodeker G 2000 Indigenous medical knowledge: the law and politics of protection: Oxford intellectual properly researcn centre seminar in St Peters College 25th January 2000 Oxford
- [7] Martin G J 1995 *Ethnobotany a people and plant conservation manual* (London Chapman and Hall)
- [8] Yusro F, Mariani Y, Diba F and Ohtani K 2014 *Kuroshio Science* **8** 1 33
- [9] Mulyoutami E, Rismawan R, and Joshi L 2009 *Forest Ecology and Management* **257** 10 2054
- [10] International Union for the Conservation of Nature (IUCN) 2017 IUCN red list of threatened species www.iucnredlist.org retrieved 2018-07-06.
- [11] CITES 2017 Convention on international trade in endangered species (CITES) of wild fauna and flora appendices I II and III <http://www.cites.org/index/html> retrived 15 August 2018
- [12] Hartanto S, Fitmawati and Sofiyanti N 2014 *Biosaintifika* **6** 2 123
- [13] Meliki, Linda R and Lovadi I 2013 *Protobiont* **2** 3 129
- [14] Wakhidah A Z 2017 *Biodiversitas Journal of Biological Diversity* **18** 1 65
- [15] Deeba F 2009 Documentation of ethnoveterinary practcies in Urban and Peri-Urban Aeas of Faisalabad Pakistan *Thesis* University of Agriculture Faisalabad Pakistan
- [16] Megersa M, Asfaw Z, Kelbessa E, Beyene A and Woldeab B 2013 *Journal of Ethnobiology and Ethnomedicine* **9** 68
- [17] Maroyi A 2013 *Journal of Ethnobiology and Ethnomedicine* **9** 31



Inventory and biodeversity medicinal plants of Dayak Tomun society in Lopus Village Lamandau Regency Central Kalimantan

ORIGINALITY REPORT

4%

SIMILARITY INDEX

2%

INTERNET SOURCES

4%

PUBLICATIONS

2%

STUDENT PAPERS

MATCH ALL SOURCES (ONLY SELECTED SOURCE PRINTED)

2%

★ Diehl, M.S.. "Prospect for anthelmintic plants in the Ivory Coast using ethnobotanical criteria", Journal of Ethnopharmacology, 200412

Publication

Exclude quotes Off

Exclude bibliography On

Exclude matches < 7 words

Inventory and biodeversity medicinal plants of Dayak Tomun society in Lopus Village Lamandau Regency Central Kalimantan

GRADEMARK REPORT

FINAL GRADE

/500

GENERAL COMMENTS

Instructor

PAGE 1

PAGE 2

PAGE 3

PAGE 4

PAGE 5

PAGE 6

PAGE 7

PAGE 8

PAGE 9

PAGE 10

PAGE 11
