

LEMBAR
HASIL PENILAIAN SEJAWAT SEBIDANG ATAU PEER REVIEW
KARYA ILMIAH : JURNAL ILMIAH

Judul Jurnal Ilmiah (Artikel) : Design of the Human Assembly Strategy in a Self-Optimizing Assembly Cell: A Case Study of Indonesians

Jumlah Penulis : 3 orang

Status Pengusul : ~~Penulis utama~~/Penulis Kedua/~~Penulis Korespondensi~~—

Identitas Jurnal Ilmiah :

a. Nama Jurnal : Makara Journal of Technology

b. Nomor ISSN : p-ISSN : 2355-2786, e-ISSN: 2356-4539

c. Volume, nomor, bulan tahun : 20 (3) : 139-146, Juni 2016

d. Penerbit : Universitas Indonesia

e. DOI artikel (jika ada) : 10.7454/mst.v20i3.3069

f. Alamat web jurnal :

JURNAL : <http://journal.ui.ac.id/technology/journal/issue/view/39/showToc>

ARTIKEL : <http://journal.ui.ac.id/technology/index.php/journal/article/view/3069>

g. Terindeks di Scopus/Scimagojr/SJR = -

Kategori Publikasi :

Jurnal Ilmiah Internasional Bereputasi

Jurnal Ilmiah Internasional (terindex Scopus)

Jurnal Ilmiah Nasional Terakreditasi

Jurnal Ilmiah Nasional Tidak Terakreditasi DOAJ

Jurnal Ilmiah Nasional Tidak Terakreditasi

(beri \checkmark pada kategori yang tepat) Hasil

Penilaian Peer Review :

Komponen Yang Dinilai	Nilai Reviewer		Nilai Rata-rata
	Reviewer I	Reviewer II	
Kelengkapan dan Kesesuaian unsur isi jurnal (10%)	2,5	2,5	2,5
Ruang lingkup dan kedalaman pembahasan (30%)	7	7,3	7,15
Kecukupan dan kemutakhiran data/informasi dan metodologi (30%)	6,5	7	6,75
Kelengkapan unsur dan kualitas penerbit (30%)	7	7,2	7,1
Total = (100%)	23	24	23,5
Nilai Pengusul = $(40\% \times 23,5)/2 = 4,7$			

Semarang,

Reviewer 2



Dr. Denny Nurkertamanda, ST, MT
 NIP. 197312211999031002
 Unit Kerja : Dept T. Industri FT Undip
 Bidang Ilmu: Teknik Industri
 Jabatan Fungsional: Lektor Kepala

Reviewer 1



Dr. rer. oec. Arfan Bakhtiar, ST, MT
 NIP. 19750306 200012 1 001
 Unit Kerja : Dept T. Industri FT Undip
 Bidang Ilmu: Teknik Industri
 Jabatan Fungsional: Lektor Kepala

**LEMBAR
HASIL PENILAIAN SEJAWAT SEBIDANG ATAU PEER REVIEW
KARYA ILMIAH : JURNAL ILMIAH**

Judul Jurnal Ilmiah (Artikel) : Design of the Human Assembly Strategy in a Self-Optimizing Assembly Cell: A Case Study of Indonesians

Jumlah Penulis : 3 orang

Status Pengusul : ~~Penulis utama~~/Penulis Kedua/~~Penulis Korespondensi~~

Identitas Jurnal Ilmiah : a. Nama Jurnal : Makara Journal of Technology
b. Nomor ISSN : p-ISSN : 2355-2786, e-ISSN: 2356-4539
c. Volume, nomor, bulan tahun : 20 (3) : 139-146, Juni 2016
d. Penerbit : Universitas Indonesia
e. DOI artikel (jika ada) : 10.7454/mst.v20i3.3069
f. Alamat web jurnal :

JURNAL : <http://journal.ui.ac.id/technology/journal/issue/view/39/showToc>
ARTIKEL : <http://journal.ui.ac.id/technology/index.php/journal/article/view/3069>
g. Terindeks di Scopus/Scimagojr/SJR = -


Kategori Publikasi : Jurnal Ilmiah Internasional Bereputasi
 Jurnal Ilmiah Internasional (terindex Scopus)
 Jurnal Ilmiah Nasional Terakreditasi
 Jurnal Ilmiah Nasional Tidak Terakreditasi DOAJ
 Jurnal Ilmiah Nasional Tidak Terakreditasi
(beri \checkmark pada kategori yang tepat Hasil)

Penilaian Peer Review :

Komponen Yang Dinilai	Nilai Maksimal Jurnal Ilmiah					Nilai Akhir Yang Diperoleh
	Internasional Bereputasi (40)	Internasional (20)	Nasional Terakreditasi (25)	Nasional Tidak Terakreditasi (DOAJ)(15)	Nasional Tidak Terakreditasi (10)	
a. Kelengkapan unsur isi jurnal (10%)			2,5			2,5
b. Ruang lingkup dan kedalaman pembahasan (30%)			7,5			7
c. Kecukupan dan kemutakhiran data/informasi dan metodologi (30%)			7,5			6,5
d. Kelengkapan unsur dan kualitas terbitan/jurnal (30%)			7,5			7
Total = (100%)			25			23
Nilai Pengusul = (40% x 23)/2 = 4,6						

Semarang,

Reviewer 1


Dr. rer. oec. Arfan Bakhtiar, ST, MT
NIP. 19750306 200012 1 001
Unit Kerja : Dept T. Industri FT Undip
Bidang Ilmu: Teknik Industri
Jabatan Fungsional: Lektor Kepala

Catatan Penilaian oleh Reviewer:

- Kelengkapan dan Kesesuaian unsur isi jurnal:** Isi jurnal sudah sesuai dengan "Guideline for Author" (Title, Introduction, Methods, Result and Discussion, Conclusion, References). Topik artikel sesuai bidang ilmu penulis.
- Ruang lingkup dan kedalaman pembahasan:** Pembahasan sudah baik, analisis hasil cukup detail
- Kecukupan dan kemutakhiran data/informasi dan metodologi:** Referensi hanya 9 namun berisi paper pendukung yang sesuai.
- Kelengkapan unsur dan kualitas penerbit:** Paper diterbitkan dalam MAKARA Journal of Technology yang terakreditasi DIKTI.

**LEMBAR
HASIL PENILAIAN SEJAWAT SEBIDANG ATAU PEER REVIEW
KARYA ILMIAH : JURNAL ILMIAH**

Judul Jurnal Ilmiah (Artikel) : Design of the Human Assembly Strategy in a Self-Optimizing Assembly Cell: A Case Study of Indonesians
 Jumlah Penulis : 3 orang
 Status Pengusul : ~~Penulis utama~~/Penulis Kedua/~~Penulis Korespondensi~~
 Identitas Jurnal Ilmiah : a. Nama Jurnal : Makara Journal of Technology
 b. Nomor ISSN : p-ISSN : 2355-2786, e-ISSN: 2356-4539
 c. Volume, nomor, bulan tahun : 20 (3) : 139-146, Juni 2016
 d. Penerbit : Universitas Indonesia
 e. DOI artikel (jika ada) : 10.7454/mst.v20i3.3069
 f. Alamat web jurnal :
 JURNAL : <http://journal.ui.ac.id/technology/journal/issue/view/39/showToc>
 ARTIKEL : <http://journal.ui.ac.id/technology/index.php/journal/article/view/3069>
 Kategori Publikasi : g. Terindeks di Scopus/Scimagojr/SJR = -
 Jurnal Ilmiah Internasional Bereputasi
 Jurnal Ilmiah Internasional (terindex Scopus)
 Jurnal Ilmiah Nasional Terakreditasi
 Jurnal Ilmiah Nasional Tidak Terakreditasi DOAJ
 Jurnal Ilmiah Nasional Tidak Terakreditasi
 (beri \checkmark pada kategori yang tepat Hasil)

Penilaian Peer Review :

Komponen Yang Dinilai	Nilai Maksimal Jurnal Ilmiah					Nilai Akhir Yang Diperoleh
	Internasional Bereputasi (40)	Internasional (20)	Nasional Terakreditasi (25)	Nasional Tidak Terakreditasi (DOAJ)(15)	Nasional Tidak Terakreditasi (10)	
e. Kelengkapan unsur isi jurnal (10%)			2,5			2,5
f. Ruang lingkup dan kedalaman pembahasan (30%)			7,5			7,3
g. Kecukupan dan kemutakhiran data/informasi dan metodologi (30%)			7,5			7
h. Kelengkapan unsur dan kualitas terbitan/jurnal (30%)			7,5			7,2
Total = (100%)			25			24
Nilai Pengusul = (40% x 24)/2 = 4,8						

Semarang,

Reviewer 2



Dr. Denny Nurkertamanda, ST, MT
 NIP. 197312211999031002
 Unit Kerja : Dept T. Industri FT Undip
 Bidang Ilmu: Teknik Industri
 Jabatan Fungsional: Lektor Kepala

Catatan Penilaian oleh Reviewer:

1. Kelengkapan dan Kesesuaian unsur isi jurnal: Isi paper sesuai dengan "Guideline Author" (Introduction, Methods, Result and Discussion, Conclusions, References). Substansi artikel sesuai bidang ilmu pengusul/penulis.
2. Ruang lingkup dan kedalaman pembahasan: Pembahasan hasuk penelitian detail dan sistematis.
3. Kecukupan dan kemutakhiran data/informasi dan metodologi: Metode penelitian sudah baik. Referensi yang digunakan jumlahnya masih terbatas.
4. Kelengkapan unsur dan kualitas penerbit: Kualitas jurnal sudah baik. Jurnal tergolong dalam Jurnal nasional terakreditasi B DIKTI

P-ISSN: 2355-2786
E-ISSN: 2356-4539

Volume 20
Nomer 3
Desember 2016

Makara Journal of **Technology**

Username Password Remember me[Login](#)[Reset Password](#)[Home > Vol 20, No 3 \(2016\)](#)

Vol 20, No 3 (2016)

Effect of Milling on the Densification of SiC-Based Composites from Polysilazane

Alfian Noviyanto, Toshiyuki Nishimura[pages: 109-113](#)

Optimizing Supply Chain Collaboration Based on Agreement Buyer-Supplier Relationship with Network Design Problem

Wahyudi Sutopo, Ayu Erliza, Arien Heryansyah[pages: 114-120](#)

Characterization and Utilization of Calcium Oxide (CaO) Thermally Decomposed from Fish Bones as a Catalyst in the Production of Biodiesel from Waste Cooking Oil

Aldes Lesbani, Sabat Okta Ceria Sitompul, Risfidian Mohadi, Nurlisa Hidayati[pages: 121-126](#)

Expression and the Functional Study of Fusion Proteins α -Amylase and Hemolysin- α as an Application in Biofilm Polysaccharide Degradation

Gede Yuda Sugiarta, Anggoro Wiseso, Siska Yuliana Sari, Etri Dian Kamila, Vanessa Geraldine, Diana Christina, Muhammad Hanifi, Dwiartari Satyapertiwi, Robby Hertanto, Budiman Bela, Masafumi Yohda, Muhamad Sahlan[pages: 127-131](#)

Thermoeconomic Optimization of Cascade Refrigeration System Using Mixed Carbon Dioxide and Hydrocarbons at Low Temperature Circuit

Nasruddin Nasruddin, Arnas Arnas, Ahmad Faqih, Niccolo Giannetti[pages: 132-138](#)

Design of the Human Assembly Strategy in a Self-Optimizing Assembly Cell: A Case Study of Indonesians

Novie Susanto, Ratna Purwaningsih, Kharisma Panca Kurniawati[pages: 139-146](#)

Developing Road Infrastructure Route Planning: Increasing Feasibility of Toll Road Project

Mohammed Ali Berawi, Teuku Yuri Zagloel, Perdana Miraj, AbdurRohim Boy Berawi, Wellsi Titaheluw, Saipol Bari Bin Abd Karim[pages: 147-152](#)

Thermal and γ -Ray Irradiation Effects on the Ionic Conductivity of $(\text{LiCl})_x(\text{Montmorillonite})_{1-x}$

Safei Purnama, Aziz Khan Jahja, Takeshi Sakuma[pages: 153-159](#)

Editorial Office:

Makara Journal of Technology
DRPM Building 2nd floor, UNIVERSITAS INDONESIA, Depok 16424 Indonesia
Phone: +62-21-7270 152
Fax: +62-21-7884 9119
Email: editor_mst@ui.ac.id

00025841 00025842 00025840 [View My Stats](#)

© Makara Journal of Technology



This work is licensed under a [Creative Commons Attribution-NonCommercial-NoDerivatives](#).

Username Password Remember me[Login](#)[Reset Password](#)[Home](#) > [About the Journal](#) > [Editorial Board](#)

Editorial Board

Editor in Chief

1. [Dr. Basari, ST., M.Eng](#), Department of Electrical Engineering, Faculty of Engineering, Universitas Indonesia, Indonesia, Indonesia

Editorial Board

1. [Dr. rer.nat Agustino Zulys, M.Sc](#), Department of Chemistry, Faculty of Mathematic and Natural Science, Universitas Indonesia, Indonesia
2. [Dr. Endra Susila](#), Geotechnical Engineering, Faculty of Civil and Environmental Engineering, Institut Teknologi Bandung, Indonesia
3. [Dr. Mochamad Chalid](#), Department of Metallurgy & Materials Engineering, Faculty of Engineering, Universitas Indonesia, Indonesia
4. [Dr. Romadhani Ardi](#), Department of Industrial Engineering, Faculty of Engineering, Universitas Indonesia, Indonesia
5. [Dr. Yassierli ST., MT., CPE](#), Department of Industrial Engineering, Faculty of Industrial Technology, Institut Teknologi Bandung, Indonesia
6. [Dr. Ayomi Dita Rarasati](#), Department of Civil Engineering, Faculty of Engineering, Universitas Indonesia, Indonesia
7. [Dr. Leni Sagita Riantini](#), Department of Civil Engineering, Faculty of Engineering, Universitas Indonesia, Indonesia
8. [Bambang Pramujati, ST, MSc.Eng, Ph.D.](#), Department of Mechanical Engineering, Faculty of Industrial Technology, Institut Teknologi Sepuluh Nopember, Surabaya, Indonesia
9. [Dr. Deendarlianto S.T., M.Eng.](#), Department of Mechanical and Industrial Engineering, Faculty of Engineering, Universitas Gadjah Mada, Yogyakarta, Indonesia
10. [Dr. Ruki harwahyu](#), Departemen of Electrical Engineering, Faculty of Engineering, Universitas Indonesia, Indonesia
11. [Dr. Purnomo Sidi Priambodo](#), Department of Electrical Engineering, Faculty of Engineering, Universitas Indonesia, Indonesia
12. [Prof. Ir. Widjojo Adi Prakoso, M.Sc., Ph.D.](#), Department of Civil Engineering, Universitas Indonesia, Indonesia
13. [Dr. Badrul Munir](#), Department of Metallurgy and Materials Engineering Universitas Indonesia, Indonesia
14. [Dr. Deni Ferdian](#), Department of Metallurgy & Materials Engineering, Faculty of Engineering, Universitas Indonesia, Indonesia
15. [Dr. Hasballah Zakaria, S.T., M.Sc](#), Biomedical Engineering, School of Electrical Engineering and Informatics, Institut Teknologi Bandung, Indonesia
16. [Dr. Ardiyansyah](#), Department of Mechanical Engineering, Faculty of Engineering, Universitas Indonesia, Indonesia
17. [Dr. Farizal](#), Department of Industrial Engineering, Faculty of Engineering, Universitas Indonesia, Indonesia
18. [Dr. Eng Muhamad Sahlan](#), Department of Chemical Engineering, Faculty of Engineering, Universitas Indonesia, Indonesia
19. [Prof. Dr.-Ing. Misri Gozan](#), Department of Chemical Engineering, Faculty of Engineering, Universitas Indonesia, Indonesia
20. [Dr.-Ing. Ir. Nasruddin, MEng](#), Department of Mechanical Engineering, Faculty of Engineering, Universitas Indonesia, Indonesia
21. [Dr. Setyo Purwanto, M.Eng](#), Center for Technology of Nuclear Industrial Materials, BATAN, INDONESIA, Indonesia

International Editorial Board

1. [Prof. Dr.rer.nat. Habil Lahl](#), Technische Universitat Darmstadt, Fachbereich Bauingenieurwesen und Geodasie, Institut IWAR, Fachgebiet, Abfalltechnik, Petersenstraße 13, 64287Darmstadt, Germany
2. [Prof. Josaphat Sri Sumantyo, Ph.D.](#), Center for Environmental Remote Sensing, Chiba University, Japan, Japan
3. [Prof. Dr. Hiroshi Inokawa](#), Research Institute of Electronics Shizuoka University, Japan, Japan
4. [Prof. Dr. Adi Maimun bin Abdul Malik](#), Professor of Marine Technology Faculty of Mechanical Engineering Universiti Teknologi Malaysia, Malaysia, Malaysia
5. [Prof. Dr. Lu Li, Ph.D.](#), Department of Engineering, Faculty of Engineering, National University of Singapore, Singapore
6. [Prof. Youngje Yoo](#), School of Chemical and Biological Engineering, Seoul National University 599 Gwanak-gu, Seoul 151-744, Korea, Korea, Democratic People's Republic of
7. [Assoc. Prof. Dr. Judha Purbolaksono](#), Department of Engineering Design & Manufacture, Faculty of Engineering, Kuala Lumpur 50603, University of Malaya, Malaysia
8. [Ass. Prof. Dr. Sajjad Haider](#), Nanofiber Technology Research, Lab. Chem. Eng. Dep., Coll. Eng King Saud University, Saudi Arabia, Saudi Arabia
9. [Prof. Ray-Guang Cheng](#), National Taiwan University of Science and Technology, Taiwan

Editorial Office:

Makara Journal of Technology
DRPM Building 2nd floor, UNIVERSITAS INDONESIA, Depok 16424 Indonesia
Phone: +62-21-7270 152
Fax: +62-21-7884 9119
Email: editor_mst@ui.ac.id

00025843 00025841 00025840 [View My Stats](#)

© Makara Journal of Technology



This work is licensed under a [Creative Commons Attribution-NonCommercial-NoDerivatives](#).

Design of the Human Assembly Strategy in a Self-Optimizing Assembly Cell: A Case Study of Indonesians

Novie Susanto^{*}, Ratna Purwaningsih, and Kharisma Panca Kurniawati

Department of Industrial Engineering, Faculty of Engineering, Universitas Diponegoro, Semarang 50275, Indonesia

^{*}*e-mail: novie.susanto@ft.undip.ac.id*

Abstract

This paper presents a continuing study of the human cognitive aspect application in the technical systems. The last studies design a human-centered design based on the German culture. The result shows a significant difference of human performance between Germans and Indonesians. Therefore, this study examines the human cognitive model based on Indonesian culture to investigate whether the different cognitive model based on the culture aspect can improve the human performance. The study was conducted on 60 people classified by age, young (16-34 years old) and old (older than 34 years old). Participants render predictions on an assembly activity for two interim states of two different types of products which are the Builderific brick and the Pulley Release based on four types of the assembly strategy model (Reference, Combination, Human Behavior 1, and Human Behavior 2). The dependent variables are prediction time, mental workload, and predictive accuracy. The results show that the models of human assembly strategies and the products have significant influences on mental workload and predictive capability. The age variable significantly influences mental workload, performance, and prediction capabilities.

Abstrak

Desain Strategi Perakitan Manusia pada Sel Perakitan Swatata: Studi Kasus Pekerja Indonesia. Tulisan ini membahas studi lanjut mengenai aplikasi aspek kognitif manusia dalam sistem teknik. Studi terakhir merancang desain sistem berbasis kepentingan manusia berdasarkan budaya pekerja Jerman. Hasil penelitian studi terakhir ini menunjukkan adanya perbedaan signifikan antara kinerja orang Jerman dan Indonesia. Oleh karena itu studi ini membahas model kognitif manusia berdasarkan budaya orang Indonesia untuk mengetahui apakah perbedaan model berdasarkan aspek budaya dapat meningkatkan kinerja pekerja. Studi ini dilaksanakan pada 60 orang Indonesia yang diklasifikasikan berdasarkan usia yaitu muda (16-34 tahun) dan tua (lebih tua dari 34 tahun). Partisipan dalam penelitian ini diminta untuk melakukan prediksi pada aktivitas perakitan untuk dua status interim pada dua jenis produk berbeda yaitu *Builderific brick* dan *Pulley Release* berdasarkan empat jenis model strategi perakitan (Referensi, Kombinasi, Perilaku Manusia 1, dan Perilaku Manusia 2). Variabel bebas pada studi ini adalah waktu prediksi, beban kerja mental, dan keakuratan prediksi. Hasil studi menunjukkan bahwa model strategi perakitan dan jenis produk berpengaruh secara signifikan pada beban kerja mental dan kemampuan prediksi. Variabel usia juga berpengaruh secara signifikan pada beban kerja mental, kinerja kerja, dan kemampuan prediksi.

Keywords: assembly, cognitive engineering, Indonesian, strategy

1. Introduction

Automation is the use of mechanical and/or electronic equipment to replace the human role [1]. Automation using robot application is one of many ways to survive in the competition of the production system. Mayer *et al.* [2] explain that the human role in the automation work system cannot be replaced. Human is an important factor in the production system, especially to handle control and supervision tasks or to intervene when an error occurs.

In the study of Susanto *et al.* [3] that in comparing prediction time, mental workload and accuracy prediction, it is known that Indonesians have a higher mental workload than Germans in the prediction task on carburetor and LEGO assembling. Reid *et al.* [4] explain that along with the increasing stress, there occurs the randomization concentrations against relevant aspects of a job that is caused by an individual factor subject. The factors are motivation, fatigue, skill level, temperature, noise, vibration, and comfortability. Most of these factors affect the performance of the subject directly, if they arrive at a high level.

Therefore, an integrated manufacturing system based on human ability in the production environment including problem solving and innovation should be taken into account. The robot application designers must not only be able to visualize the design, but also must be able to develop a solid understanding of the fundamental problems in Human-Robot Interaction (HRI) [5].

The design of the cognitive compatibility plays an important role in these complex systems working primarily to improve a balance performance and optimization between a man and a machine, or more specifically the interaction of humans and robots. Therefore, the issue raised in this research is the need for an analysis of the factors that affect the interaction of humans and robots to produce an ergonomic work system. For the purpose, a self-optimizing assembly cell is designed to represent the interaction between humans and robots as well as to model the human cognitive aspects of the technical systems in the production system based on the cognitive system of Indonesian workers [6]. This study examines the human cognitive model based on Indonesian culture to investigate whether the different cognitive model based on the culture aspect affects the human performance.

The aims of this study are to identify the independent and dependent variables as factors in the assembly work

system on the human-robot interaction, to investigate and analyze the influence of the independent variables and the dependent variable, and to provide the recommended factors in the assembly work system based on the results of the research.

2. Methods

Procedure. This study begins with the encoding and selection of the human assembly strategy to be applied to technical systems. The research phase continued with the application of the human cognitive model as production rules for the different type of products. An empirical study and an environmental design of experiments were then taken into account. The conceptual model of this research can be seen in Figure 1. To achieve the objectives of this study, it is necessary to encode the human cognitive model represented in the stages of assembly work. This model was transferred into a virtual robot as the behavior of the robot. This also represents a kind of human assembly strategies. In this study, the virtual robot only visualizes as a series of assembly sequences. The results of the coding were then applied in the production rules (rule assembly) which were used in the research. The participant tasks were predicting the subsequent assembly sequence based on the interim state of the product and the production rules.

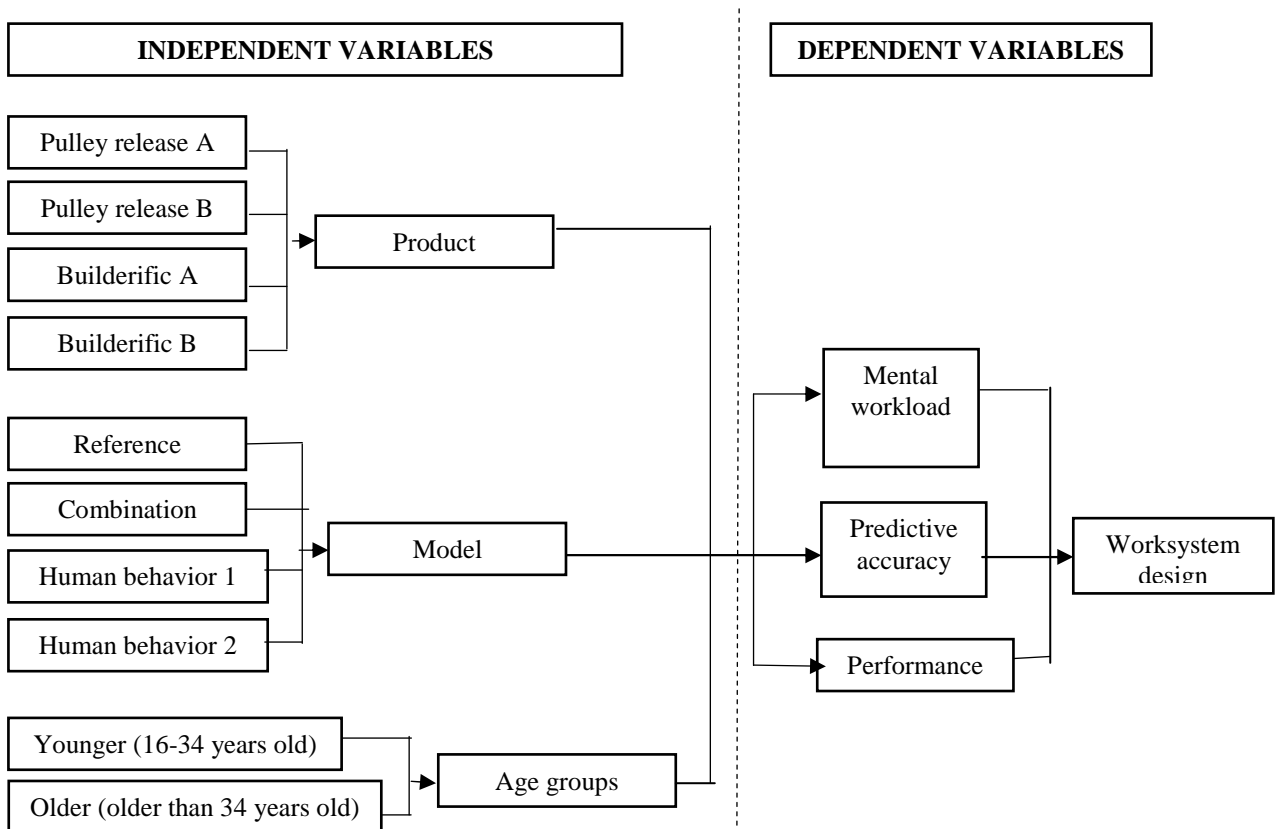


Figure 1. Conceptual Model of the Research

The collection of personal data was conducted anonymously, including age, last education, work, and the level of assemble. The level of assemble ability was valued using a Likert scale of 1-5, where the value 1 stated that level assemble capabilities are very poor and 5 stated assemble capabilities very well.

Once the data were loaded, the participants were introduced to the equipment and research environment. In the data collection phase, the participants were shown a series of the sequence assembly process performed by the robot virtually. For each product (Builderific and Pulley Release), the participants were shown five assembly sequences. The participants were expected to remember the sequence assembly and to understand the work patterns of the model in order to determine the behavior of the robot when the robot was assembled. After that, the participants must predict the next location of the Builderific brick or subsequent product section (sixth assembly sequence), and they assembled them into products directly. After conducting assembling activities, participants fulfilled a questionnaire regarding the workload. During the assembly, the participants' activity was recorded using a video recorder as the analysis requirements of the accuracy of the prediction time.

Research variables. The dependent variables in this study were the performance, the predictive ability, and mental workload of human operators. The independent variables included in this study were the different models of the robot behavior based on the used production rules, the different types of products (Brik Builderific and Pulley Release), and the age group of the participants.

There were three models of the behavior of robots developed by Mayer *et al.* [2] i.e., reference models, combination, and human behavior in LEGO assembling. A reference model was represented on the order of assembly that was done freely and randomly. The combination of the model was a combination of a layered assembly model and neighborhood rules. In the human behavior I model, the sequence of the assembly was designed based on human behavior. To human behavior II models, the assembly sequences were designed based on the small-scale observations of seven respondents when assembling Pulley Release and Builderific.

There were 2 products used in this research: Builderific and Pulley Release (see Figure 2). For each product, there were two interim states symbolized by A (interim state 1) and B (interim state 2). Length of the initial sequence (which is displayed on the virtual robot) was a five assembly sequence. Five sections are shown in a sequence known as Corsi Span of the research results Corsi (1972) [3], which are selected based on the human capacity limit short-term memory for processing visuo spatial information on the Corsi-Block Tapping Test.



Figure 2. (a) Builderific Brick (b) Pulley Release

The age group of the participants was divided into two groups, namely young age (16-34 years) and elderly (older than 34 years). There were 30 people for each group. The age classification is based on the study of [7] that states an assembly capability peak is at the age of 16-34 years.

The total number of participants in this study were 60 people with the age range of 16-55 years. This number was similar with the study Mayer *et al.* [2] when establishing the model based on German culture. The average value of the ability and experience to assemble amounted to 3.3 (SD = 0.79) for old age (older than 34 years) and 3.1 (SD = 0.63) for the younger age (16-34 years) with a scale of 1 (bad) - 5 (Very Good). The hypothesis (H_0) used in this study are: a) Model (H_{01}), product type (H_{02}), and age (H_{03}) significantly affect mental workload; b) Model (H_{01}), product type (H_{02}), and age (H_{03}) significantly affect the performance; c) Model (H_{01}), product type (H_{02}), and age (H_{03}) significantly affect the predictive accuracy.

This study emphasizes the human cognitive system represented by the assembly strategy as the main point of human operator conformity during the work. Therefore, this study only considers model, product type, and age as the variables of the cognitive system. Working duration is not considered in this study because the conformity between a human operator and the technical system is only assessed by the prediction task.

3. Results and Discussion

Mental workload. Mental work load is work load received by workers after doing a mental work. Mental work load can be the extent to which the level of expertise and performance of the individual with other individuals [9]. Human mental functions are dedicated to process the information, such as perception, attention, memory, and problem solving [10]. In order to determine the level of the mental load operator in performing the prediction task when assembling a product, this study has used the help of a questionnaire which is an adaptation of the NASA-TLX questionnaire [2]. The three indicators used in this study were Mental Demand (MD), Temporal Demand (TD), and Own

Performance (OP). Those three indicators were selected because the assignment of the operator was simply only predicting the next assembly sequence for each product. The study was also conducted in the short assembly time so it was not to cause physical fatigue (Physical Demand), excessive effort (effort), and frustration (frustration Level).

The normality test (using Kolmogorov Smirnov) and the homogeneity test (using Levene's test) as the prerequisites of classical assumption were taken into account to determine the kind of an ANOVA test will be conducted. The results show that the data were not normally distributed ($p \leq 0.001$) as seen in Figure 3 and not homogeneous ($p = 0.003$). Because the data performed unqualified assumptions for the analysis of variance (ANOVA), then the data were entered into the non-parametric category. Furthermore, the Kruskal-Wallis test was done to determine the influence of model, products, and the age variables. The results show that the three variables have a value Sig. <0.05, so they have significant influences on the mental workload.

The analysis of the model variable was comparable with the results of Mayer *et al.* [2] which stated that there were significant differences in the chronologically structured workload data on the model of the robot behavior as the main variable. The test results of the Mann Whitney U as a post hoc test for mental load show that the comparison between the reference model and three other models (Reference-Combination, Reference-Human Behavior 1, and Reference-Human Behavior 2) show a significant effect on the mental workload (Sig. <0.05). It can be concluded that the model reference is a model that has the most significant influence on the mental workload. The result is that the

reference model has the highest mental load value ($\bar{x}=31.3440$, $SD = 1.51830$), and the combination model has the lowest value of the mental workload ($\bar{x}=19.3935$, $SD = 0.64365$).

Combination models had the lowest value of mental workload among the other models for the Pulley product. This model had an identical form of the interim states of the sixth assembly sequence that was located on a similar place for the interim states A and B, which can be seen in Table 1. In such circumstances, the operators were performed the prediction task with the similar sequences for A and B and by doing so, the learning process was faster than other models.

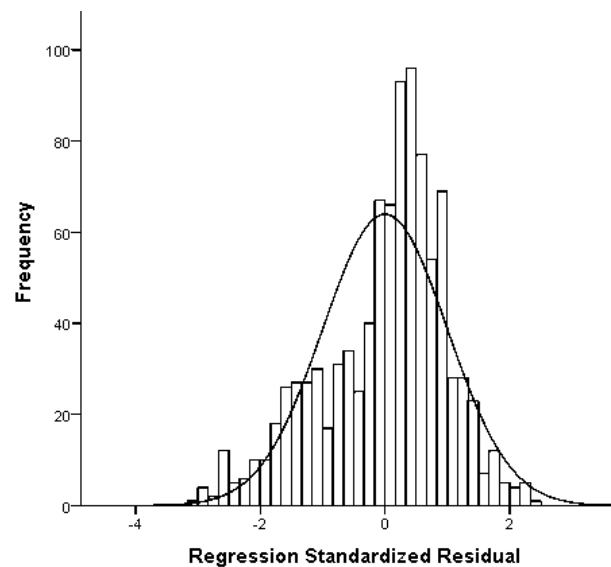
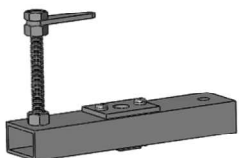
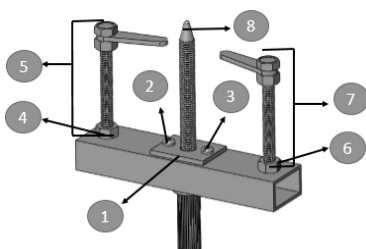
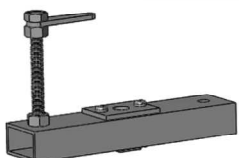
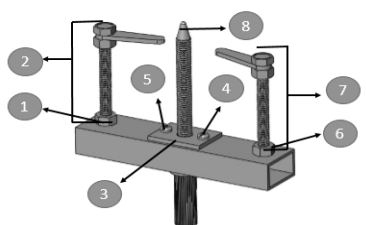


Figure 3. Normality Graph for Mental Workload Data

Table 1. Interim State and the Assembling Sequences for Combination Model (Pulley)

Interim State	Assembling sequences
<p>The Combination Model Interim State A</p> 	
<p>The Combination Model Interim State B</p> 	

In the Builderific product, the operator was helped by the design of the interim state. As seen in Table 2, the combination model in the Builderific product focused on the center of the product. This was as a clue to the operator for determining the predictions of subsequent assembly, thereby reducing the value of the mental demand of the operators. It was also based on the principle of a combination model that the assembly tends to complete the operation in one line or the first layer. The reference model had the highest value among the other models. This can be caused by the absences of the rules or a specific pattern. In contrast to other models that have predictable patterns or rules, a reference model required a higher mental demand and a temporal demand for predicting subsequent assembly sequences.

The results of the Mann Whitney U test as a post hoc test for mental load indicate that all the comparisons of products have significant influences on the mental workload (Sig. <0.05). To find out the most influential products, a post hoc test was conducted and as the result the Builderific product with an interim state A had the highest mental load value ($\bar{x}=26.8555$, $SD = 0.99011$), and the Pulley product with an interim status B had the lowest value of the mental burden ($\bar{x}=18.7659$, $SD = 1.06406$).

The general analysis shows that the average value of the mental workload in the Builderific product is higher than the Pulley product. This can happen because the Builderific product has a more complicated design and prediction task, a higher number of parts than the Pulley.

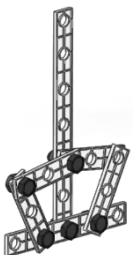
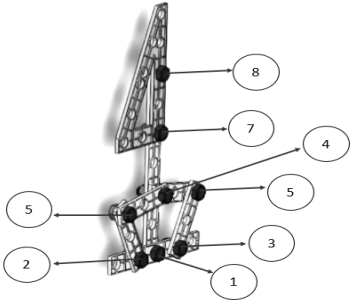
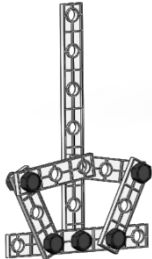
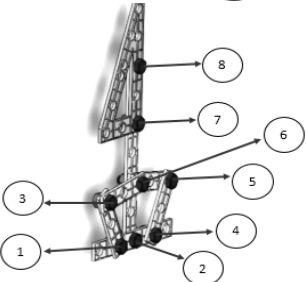
For the Builderific product, the expected prediction task of the operator in charge was to assemble the nuts and bolts, while for the Pulley, the next task was only one step assembly operation. Thus, operators require a higher mental and temporal demand to predict the order of Builderific assembling than the Pulley assembling. There were two classifications of age variables used in this research. They were the young (16-34 years) and old (older than 34 years) groups.

The results of the Mann Whitney U test as a post hoc test for mental load show that age has a significant influence on the mental workload ($p \leq 0.000$). The old age group has a higher mental load ($\bar{x}=25.9918$, $SD = 0.90576$) compared with the younger age group ($\bar{x}=20.4400$, $SD = 0.56037$).

These results concurred with [1] state that the peak level of ability to assemble objects and to understand the arrangement of the image is in the age of 16-34 (a young age) and will decrease after the age of 34 years.

Performance. In this research, the performance of an operator was measured by the length of time required to perform the prediction task. The duration of prediction time was obtained from a recorded video. Prediction time measurement started when the virtual robot displayed on the laptop screen was stopped and it finished when one of the operators handed back to the starting position. Prediction time was presented in seconds. The results show that the data are not normally distributed ($p \leq 0.001$) as seen in Figure 4 and not homogeneous ($p \leq 0.001$) as well.

Table 2. Interim State and the Assembling Sequences for Combination Model (Builderific)

	Interim State	Assembling sequences
The Combination Model Interim State A		
The Combination Model Interim State B		

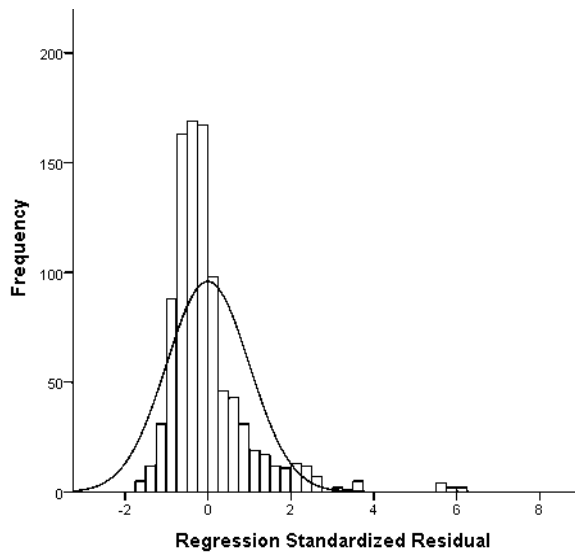


Figure 4. Normality Graph for Performance Data

Because the data did not fulfill the classical assumption for the analysis of the variance (ANOVA) test, then the data were entered into a non-parametric test (Kruskal-Wallis). From the test results, it was shown that from the three variables only age variable had a significant difference on the performance ($p \leq 0.001$). The results of the Mann Whitney U test as a post hoc test for performance show that the age variable had a significant influence on the performance ($p \leq 0.001$). The result also shows that the elderly require a longer prediction time ($\bar{x} = 64.2808$, $SD = 0.67465$) than the younger age ($\bar{x} = 59.4363$, $SD = 0.77900$). Thus, it can be said that the performance of the younger age in the prediction task is higher than the older group of the operator.

These results concurred with Desjardins and Warnke [7] which state that the peak level of ability to assemble objects and to understand the arrangement of the image is in the age of 16-34 (a young age) and will decrease after the age of 34 years.

Predictive accuracy. In this study, the predictive accuracy of an operator was measured by the deviation between the expected and observed position of the prediction location [3]. To complete a product assembly, the process has taken 8 sequences into account, and the assignment operator is only to predict the sixth position of the brick or product part. So in this study, an operator had a success prediction task if the expected and observed position is similar. The results show that the data are not normally distributed ($p \leq 0.001$) as seen in Figure 5 and not homogeneous ($p \leq 0.001$). The data were unqualified for the analysis of the variance (ANOVA) test, then the data were tested using the non-parametric category. Furthermore, the Kruskal-Wallis test was done to determine the influence of the model, products, and the age groups on the prediction

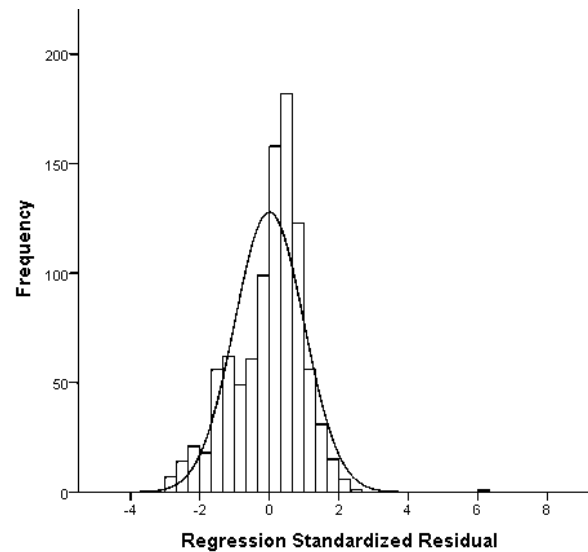


Figure 5. Normality Graph for Predictive Accuracy Data

capabilities. From the test results, it was found that the three variables had the value of Sig. < 0.05 , so that these three variables had influences on performance.


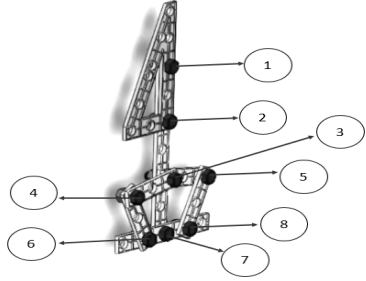

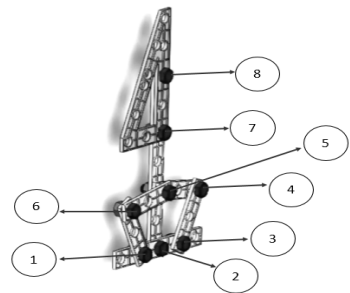
The results of the Mann Whitney U test as a post hoc test show that almost all models have significant influences on the predictive accuracy of the model except for the comparison between Human Behavior 1 and 2 ($p = 0.781$). Thus, among the models of Human Behavior 1 and 2 insignificantly, those affect the ability of prediction. The result also shows that the model that has the highest level of accuracy is the combination ($\bar{x} = 80.8333$, $SD = 2.54607$), and the Human Behavior 1 model has the lowest levels of accuracy ($\bar{x} = 58.7500$, $SD = 3.18432$).

Thus, it can be said that the operator has a high predictive capability in the product assembly activity with the combination model and the most difficult model is the Human Behavior 1 model. This result has answered the question about a lower performance of Indonesians compared to Germans.

It can be said that Indonesians have a different behavior with Germans in assembly processes represented and models established in German culture that is not compatible with the cognitive system of Indonesians.

The combination model has a high degree of predictive accuracy because of the similar reason of the analysis of the mental workload (the identical design of Pulley and focus of the Builderific on the center). The Human Behavior 1 Model, which generates the lowest prediction capability, produces the highest number of errors in the interim state A especially for Builderific (Table 3). About 83% of the operator predicted in the seventh position which rendered to a lower predictive accuracy of Human Behavior 1. The result of the Mann

Table 3. Interim State and Assembly Sequences for the Human Behavior 1 Model (Builderific)

	Interim state	Assembling sequences
<i>The Human Behavior 1 Model</i> Interim state A		
<i>The Human Behavior 1 Model</i> Interim state B		

Whitney U test as a post hoc test for the comparison of the predictive ability shows that almost all types of products have significant influences on the predictive ability except for the comparison between Builderific B and Pulley B ($p = 0.284$). Thus, the Builderific B and Pulley B insignificantly affect the ability of prediction. The result also explains that the product that has the highest levels of accuracy is Pulley A ($\bar{x} = 92.9167$, $SD = 1.65946$), while Builderific A has the lowest accuracy ($\bar{x} = 54.1667$, $SD = 3.22298$). Thus, it can be said that the operator has a high predictive ability in a prediction task using Pulley with the interim state A, while the most difficult product to be predicted is the Bulderific with the interim state A.

The value of the predictive ability of the interim state A of the Builderific product is lower than that of most other types of products. This is due to the fact that no one of the participants from the younger group could predict the right next position when using the Human Behavior 1 model. 83.3% of them chose the seventh position and 16.7% chose the eighth position. From the result, it can be generalized that there is a tendency of the operators to finish the assembly in a straight line (one line) to then move to the other side. Similarly, the operators of the older age group also rendered a lot of prediction errors when using the Human Behavior 1 model. Only 6.7% successfully predicted precisely. Within the Human Behavior 2 model, the older age group rendered too many mistakes of predictions as well. Only 16.7% successfully predicted the assembly sequence in the sixth position.

The results of the Mann Whitney U test as a post hoc test for the ability of prediction show that age has a significant influence on the predictive capability ($p \leq 0.001$). The results also reveal that the young age group has a higher level of predictive accuracy ($\bar{x} = 80.2083$, $SD = 1.82047$) compared to operators who are included in the classification of the older age group ($\bar{x} = 69.5833$, $SD = 2.10204$). Thus, it can be said that the young operators have a better predictive ability compared to the operators in the older age group. These results concurred with Desjardins and Warnke [7] which state that the peak level of ability to assemble objects and to understand the arrangement of the image is in the age of 16-34 (a young age) and will decrease after the age of 34 years.

Based on the model of the robot behavior, there are three possibilities of predicting the position of the assembly. The results of each model allow different positions and by doing so each position has the same opportunity. For example, the assembly sequences of the reference model were randomly designed, so the operator had freedom to fill the next position anywhere. Human Behavior 1 and 2 as the human-oriented models expected only one right position on the prediction task. Therefore, in this study it can be evaluated which model can be responded effectively and efficiently by the operator as represented in the high accuracy valued. In the combination model,

To measure the proportion of prediction accuracy of the operators to four models of the robot behavior, a deviation

was defined to represent the difference between the expected position (Expected) and observations (Observed). Each position reference model had the same probability; therefore, the proportion of the value of this model is expected to 0.33 for each position. As for the other models, the proportion of the expected position was 1 (for the sixth position), 0 (for the seventh position), and 0 (for the eighth position). This arrangement was performed based on the production rules of the assembly pattern that only expected one predicted and right position.

After knowing the difference of the prediction proportion, then the calculation of predictive accuracy can be taken into account. The results show the highest level of predictive accuracy in Builderific product belongs to the Human Behavior 2 model (0.76). These results mean that Indonesians have the highest predictive accuracy when using the model that is established based on the pattern of the Indonesian cognitive model. It can also mean that Indonesians may perform a lower performance than Germans [9] because there are different patterns or models of the cognitive system that configure the production rules in the assembly task. As for the Pulley product, the model that has the highest level of accuracy is the model of Human Behavior 1 which is 0.85. Additionally, the predictive accuracy can also be seen based on the interim state and the model of robot behavior for each of the products. For Builderific, the combination model with the interim state B has the highest value (0.80). As for the Pulley, Human Behavior 2 models with the interim state B has the highest value (0.97). Despite the high level of predictive accuracy in the reference model, it cannot be further analyzed because all predicted positions are true. Based on these results, there are different levels of prediction accuracy because of different patterns of cognitive systems between Indonesians (as represented in the Human Behavior 2 model) and Germans (as represented in the Human Behavior 1 model). Besides, the design of the assembled product also influences the prediction capability as aforementioned. The combination model partially adopts human assembly strategies. By doing so, the predictive accuracy was not optimally generated when the operators used this model.

4. Conclusions

Based on the results of data collecting, processing, and data analysis, it can be concluded that the model of the human assembly strategy and product has influences on the mental workload and the predictive ability. The age variable has an effect against the mental workload, performance, and the predictive ability. It can also be

concluded that Indonesians prefer to work with the model of Human Behavior 2 that is established from the cognitive system of Indonesians themselves. Thus, it means that Indonesians have a different pattern of the cognitive system compared to Germans. The further studies should analyze in detail the assembly strategy of Indonesian workers regarding the combination model because some high performances are also obtained when they work with this model. Another topic of a further study can consider working duration in order to assess the mental workload during the work using a different model, product, age or other variables.

References

- [1] E. Herjanto, Manajemen Operasi, Ed. 3, Grasindo, Jakarta, 2008, p.484. [In Indonesian]
- [2] M. Mayer, B. Odenthal, M. Faber, C. Winkelholz, C. Schlick, Cognitive Engineering of Automated Assembly Processes, Human Factors and Ergonomics in Manufacturing and Service Industries, Wiley Periodical, Inc., 2012, p. 21.
- [3] N. Susanto, M. Mayer, R. Djalois, J. Bützler, C. Schlick, Proceedings of the 5th International Conference on Applied Human Factors and Ergonomics AHFE 2014, Kraków, Poland, 2014, p.294.
- [4] G.B. Reid, S.S. Potter, J.R. Bressler, Subjective *Beban Mental* assessment technique (SWAT): a user's guide. Wright Patterson Air Force Base, OH: Harry G. Armstrong Aerospace Medical Research Laboratory, 1989.
- [5] M. Kim, J. Oh, J. Choi, Y. Kim, In: X. Wang (Eds.), User-centered HRI: HRI Research Methodology for Designers. Mixed Reality and Human-Robot Interaction, Springer, London New York, 2011, p.33.
- [6] M.P. Mayer, C. Schlick, Conference Proceeding of the 4th International Conference on Applied Human Factors and Ergonomics (AHFE), USA Publishing, 2012, p.1272.
- [7] R. Desjardins, A. Warnke, Ageing and Skills: A Review and Analysis of Skill Gain and Skill Loss Over the Lifespan and Over Time, OECD Education Working Papers, No. 72, OECD Publishing, 2012.
- [8] N. Meshkati, P.A. Hancock, M. Rahimi, S.M. Dawes, Evaluation of Human Work: A Practical Ergonomics Methodology, 2nd ed., Taylor & Francis, London, 1995, p.782.
- [9] C. Stoessel, M. Wiesback, S. Stork, M.F. Zaeh, A. Schuboe, The 41st CIRP Conference on Manufacturing Systems, Tokyo, Japan, 2008.

[Home](#)[Announcements](#)[Submissions](#)[About](#)[Policies](#)[Browse Article](#)[FAQ](#)[Contact](#)[Register](#)Username Password Remember me[Login](#)[Reset
Password](#)











P-ISSN: 2355-2786
E-ISSN: 2356-4539


 Indexed in:


Visitor counter:

000235451


 Flag counter
 (since March 2017):
Visitors

	68.42%		2.34%
	4.97%		1.75%
	4.97%		1.46%
	3.22%		1.46%
	2.34%		1.17%


 FLAG counter

Share and Build Knowledge

MAKARA Journal of Technology is a scientific peer-reviewed journal publishing original articles on new knowledge and research or research application with current issues in technology. The journal provides a broad-based or multidisciplinary forum for the publication and sharing of ongoing research and development in engineering and technology.

[Author
Guide](#)[Article
Template](#)[Focus and
Scope](#)[Editorial
Board](#)[Publication Ethics and
Malpractice Policy](#)

Most Recent Announcements

22 Dec 2016 **DOAJ re-submission for new journal title (Makara Journal of Technology)**
November 10th, 2016

Expected to be accepted within 6 months
[read more](#)

22 Dec 2016 **Scopus Index Registration**
 ... [read more](#)


[See All
Announcements](#)

Latest issue: Vol 20, No 3 (2016)

Effect of Milling on the Densification of SiC-Based Composites from Polysilazane

Alfian Noviyanto, Toshiyuki Nishimura
 pages: 109-113

Optimizing Supply Chain Collaboration Based on Agreement Buyer-Supplier Relationship with Network Design Problem

Wahyudi Sutopo, Ayu Erliza, Arien Heryansyah
 pages: 114-120

Characterization and Utilization of Calcium Oxide (CaO) Thermally Decomposed from Fish Bones as a Catalyst in the Production of Biodiesel from Waste Cooking Oil

Aldes Lesbani, Sabat Okta Ceria Sitompul, Risfidian Mohadi, Nurlisa Hidayati
 pages: 121-126

Expression and the Functional Study of Fusion Proteins α -Amylase and Hemolysin- α as an Application in Biofilm Polysaccharide Degradation

Gede Yuda Sugiarta, Anggoro Wiseso, Siska Yuliana Sari, Etri Dian Kamila, Vanessa Geraldine, Diana Christina, Muhammad Hanifi, Dwiantari Satyapertiwi, Robby Hertanto, Budiman Bela, Masafumi Yohda, Muhamad Sahlan
 pages: 127-131

Thermoeconomic Optimization of Cascade Refrigeration System Using Mixed Carbon Dioxide and Hydrocarbons at Low Temperature Circuit

Nasruddin Nasruddin, Amas Amas, Ahmad Faqih, Niccolo Giannetti
 pages: 132-138

Design of the Human Assembly Strategy in a Self-Optimizing Assembly Cell: A Case Study of Indonesians

Novie Susanto, Ratna Purwaningsih, Kharisma Panca Kurniawati
 pages: 139-146

Developing Road Infrastructure Route Planning: Increasing Feasibility of Toll Road Project

Mohammed Ali Berawi, Teuku Yuri Zagloel, Perdana Miraj, AbdurRohim Boy Berawi, Wellsi Titaheluw, Saipol Bari Bin Abd Karim
 pages: 147-152

Thermal and γ -Ray Irradiation Effects on the Ionic Conductivity of (LiCl)_x(Montmorillonite)_{1-x}

Safei Pumama, Aziz Khan Jahja, Takeshi Sakuma
 pages: 153-159

Makara Journal of Technology

Search... in All ▼

[Home](#)

[Announcements](#)

[Submissions](#)

[About](#)

[Policies](#)

[Browse Article](#)

[FAQ](#)

[Contact](#)

[Register](#)



KEMENTERIAN PENDIDIKAN DAN KEBUDAYAAN
DIREKTORAT JENDERAL PENDIDIKAN TINGGI

Jalan Jenderal Sudirman, Pintu Satu Senayan, Jakarta 10270
Telepon 021- 57946100 (Hunting); Faksimili 021- 5731846
Laman <http://dikti.go.id>

Nomor : 4324 /E5.4/HP/2012
Lamp. : 1 (satu) berkas
Hal : Hasil Akreditasi Terbitan Berkala Ilmiah
Periode II Tahun 2012

21 Desember 2012


Kepada Yth.
Redaksi Terbitan Berkala Ilmiah
(daftar terlampir)

Sehubungan dengan telah selesainya proses Akreditasi Berkala Ilmiah Periode II dan telah diterbitkannya Surat Keputusan Direktur Jenderal Pendidikan Tinggi Nomor: 80/DIKTI/Kep/2012, tanggal 13 Desember 2012, dengan hormat bersama ini kami sampaikan resume hasil akreditasi sebagaimana terlampir untuk dapat dipergunakan sebagai perbaikan berkala ilmiah yang Saudara kelola.

Bagi Terbitan Berkala Ilmiah yang terakreditasi, bersama ini kami sampaikan Sertifikat Akreditasi. Untuk **memantau kualitas Terbitan Berkala Ilmiah, dimohon Saudara dapat mengirimkan 2 (dua) eksemplar setiap terbitan ke:**

Kasubdit HKI dan Publikasi-Ditlitabmas
Direktorat Jenderal Pendidikan Tinggi
Gedung D Ditjen Dikti Lt. 4
Jl. Pintu Satu Senayan
Jakarta

Atas perhatian dan kerja sama yang baik, kami ucapkan terima kasih.



Direktur Penelitian dan Pengabdian
Kepada Masyarakat,

Tembusan Yth.
Direktur Jenderal Pendidikan Tinggi

Agnis Subekti
NIP. 196008011984031002



KEMENTERIAN PENDIDIKAN DAN KEBUDAYAAN

DIREKTORAT JENDERAL PENDIDIKAN TINGGI

Jalan Jenderal Sudirman, Pintu Satu Senayan, Jakarta 10270

Telepon 021- 57946100 (Hunting); Faksimili 021- 5731846

Laman: <http://dikti.go.id>

Lampiran

Daftar Terbitan Berkala Ilmiah yang Mengikuti Akreditasi Periode II Tahun 2012

No	Bidang Ilmu	Nama Terbitan Berkala Ilmiah	ISSN	Penerbit
1.	AGAMA	Al Qalam	1410-3222	Lembaga Penelitian IAIN SMH Banten
2.	AGAMA	Ijtihad Jurnal Wacana Hukum Islam	1411-9544	Jurusan syariah STAIN Salatiga
3.	AGAMA	DIALOGIA	1693-1149	Jur. Ushuluddin Sekolah Tinggi Agama Islam (STAIN) Ponorogo
4.	EKONOMI	Jurnal Ekonomi dan Keuangan (EKUITAS)	1411-0393	Sekolah Tinggi Ilmu Ekonomi Indonesia (STIESIA) Surabaya
5.	EKONOMI	International Research Journal of Business Studies	2089-6271	Prasetya Mulya Business School Jakarta
6.	EKONOMI	Journal of Economics, Business, & Accountancy Ventura	2087-3735	PPPM STIE Perbanas Surabaya bekerja sama dengan Perhimpunan Bank Umum Nasional Jawa Timur, dan Ikatan Sarjana Ekonomi Indonesia Surabaya
7.	EKONOMI	Jurnal Akuntansi dan Keuangan Indonesia	1829-8494	Departemen Akuntansi FEUI
8.	EKONOMI	Jurnal Ekonomi "Trikonomika"	1411-514X	Badan Penerbit Buku dan Jurnal Fakultas Ekonomi Universitas Pasundan
9.	EKONOMI	Global Network International Journal of Business Management	1411-6014	IEU Global Press
10.	EKONOMI	Business and Entrepreneurial Review	0853-9189	Unviersity of Trisakti Publisher
11.	EKONOMI	Economics and Finance in Indonesia	0126-155X	LPEM FE UI
12.	KEPENDIDIKAN	Cakrawala Pendidikan, Jurnal Ilmiah Pendidikan	0216-1370	Lembaga Pengembangan dan Penjaminan Mutu Pendidikan UNY

No	Bidang Ilmu	Nama Terbitan Berkala Ilmiah	ISSN	Penerbit
13.	KEPENDIDIKAN	Sekolah Dasar	0854-8285	Program Studi PGSD Jur. KSDP Fak. Ilmu Pendidikan, UM bekerja sama dengan Asosiasi Dosen PGSD Indonesia
14.	KEPENDIDIKAN	Jurnal Pendidikan dan Pembelajaran	2302-996X	Lembaga Pengembangan Pendidikan Pembelajaran (LP3), Univ. Negeri Malang (UM)
15.	KESEHATAN/ OLAHRAGA	Jurnal Manajemen Pelayanan Kesehatan	1410-6515	Pusat Manajemen Pelayanan Kesehatan Fak. Kedokteran UGM
16.	KESEHATAN/ OLAHRAGA	Majalah Keperawatan Unpad	1411-156X	Fakultas Ilmu Keperawatan Unpad
17.	KESEHATAN/ OLAHRAGA	Berkala Ilmu Kesehatan Kulit dan Kelamin	1978-4279	Dep/SMF Kesehatan Kulit dan Kelamin
18.	KESEHATAN/ OLAHRAGA	Jurnal Kedokteran Yarsi	0854-1159	Universitas Yarsi
19.	MIPA	HAYATI Journal of Biosciences	1978-3019	Perhimpunan Biologi Indonesia dan Dep. Biologi, FMIPA Institut Pertanian Bogor
20.	MIPA	Journal Bahan Alam Indonesia (The Indonesian Journal of Natural Products)	1412-2855	Perhimpunan Peneliti Bahan Obat Alami (Perhipba) (The Indonesia Association of Natural Drug Researchers)
21.	MIPA	Bionatura	1411-0903	Lembaga Penelitian dan Pengabdian kepada Masyarakat Univ. Padjadjaran
22.	MIPA	BIOTROPIA	0215-6334	SEAMEO BIOTROP
23.	PERTANIAN	Jurnal Hama dan Penyakit Tumbuhan Tropika	1411-7525	Jur. Proteksi Tanaman, Fak. Pertanian Univ. Lampung Perhimpunan Entomologi Indonesia Cabang Bandar Lampung & Perhimpunan Fitopatologi Indonesia Komda Lampung
24.	PERTANIAN	Jurnal Teknologi dan Industri Pangan	1979-7788	Perhimpunan Ahli Teknologi Pangan Indonesia (PATPI), bekerja sama dengan Dep. Ilmu dan Teknologi Pangan, Fak. Teknologi Pertanian, IPB
25.	PERTANIAN	Jurnal Ilmiah Perikanan dan Kelautan	2085-5842	Fakultas Perikanan dan Kelautan Universitas Airlangga
26.	PERTANIAN	Jurnal Ilmu dan Teknologi Kelautan Tropis	2087-9423/2085-6695	Ikatan Sarjana Oseanologi Indonesia dan Departemen Ilmu dan Teknologi Kelautan Fak. Perikanan dan Ilmu Kelautan IPB
27.	REKAYASA	CIVIL ENGEINEERING DIMENSION	1410-9530	Unviersitas Kristen Petra Surabaya

No	Bidang Ilmu	Nama Terbitan Berkala Ilmiah	ISSN	Penerbit
28.	REKAYASA	Jurnal JTM	0854-8528	Fak. Teknik Pertambangan dan Perminyakan ITB
29.	REKAYASA	Jurnal Telematika	1858-2516	Institut Teknologi Harapan Bangsa
30.	REKAYASA	International Journal of Technology	2086-9614	Fakultas Teknik Universitas Indonesia
31.	REKAYASA	Jurnal Ilmu Komputer dan Informasi	2088-7051	Fak. Ilmu Komputer Univ. Indonesia
32.	SASTRA DAN FILSAFAT	BAHASA DAN SENI	0854-8277	Fak. Sastra Univ. Negeri Malang
33.	SASTRA DAN FILSAFAT	Lingua Cultura	1978-8118	Subcenter Publikasi Ilmiah Bidang Sastra Research Office Univ. Nusantara Jakarta
34.	SENI	Panggung	0854-3429	Puslitmas Bidang Penerbitan Sekolah Tinggi Seni Indonesia (STSI) Bandung
35.	SOSIAL HUMANIORA	Tawarikh: International Journal for Historical Studies	2085-0980	ASPENSI (Asosiasi Sarjana Pendidikan Sejarah Indonesia) di Bandung bekerja sama dengan Fak. Keguruan dan Ilmu Pendidikan UVRI (Unviersitas Veteran Republik Indonesia) di Makassar, Sulawesi Selatan, untuk periode 2012-2014
36.	SOSIAL HUMANIORA	Jurnal Humaniora	0852-0801	Fakultas Ilmu Budaya, Universitas Gadjah Mada
37.	SOSIAL HUMANIORA	KARSA, Jurnal Sosial dan Budaya Keislaman	1693-122X	STAIN Pamekasan
38.	SOSIAL HUMANIORA	Jurnal Sosiologi Masyarakat	0852-8489	Labsosio FISIP UI
39.	SOSIAL HUMANIORA	Jurnal Antropologi Indonesia	1693-167X	Dep. Antropologi FISIP UI
40.	SOSIAL HUMANIORA	Sosiohumaniora	1411-0911	Lembaga Penelitian dan Pengabdian kepada Masyarakat Universitas padjadjaran
41.	SOSIAL HUMANIORA	Jurnal Administrasi Pemerintahan Daerah	1829-5193	Program Pascasarjana Institut Pemerintahan Dalam Negeri
42.	SOSIAL HUMANIORA	Communique	1928-5851	FISIP Universitas Pelita Harapan



Sertifikat

Kutipan dari Keputusan Direktur Jenderal Pendidikan Tinggi
Kementerian Pendidikan dan Kebudayaan Republik Indonesia
Nomor: 56/DIKTI/Kep/2011, Tanggal 24 Juli 2012
Tentang Hasil Akreditasi Terbitan Berkala Ilmiah
(Periode I Tahun 2012)

Nama Terbitan Berkala Ilmiah

Makara Seri Teknologi

ISSN: 1693-6698

Penerbit: Universitas Indonesia

Ditetapkan sebagai Terbitan Berkala Ilmiah

TERAKREDITASI

Akreditasi sebagaimana tersebut di atas berlaku selama
5 (lima) tahun sejak ditetapkan.

Jakarta, 24 Juli 2012

a.n. Direktur Jenderal Pendidikan Tinggi
Direktur Penelitian dan Pengabdian Kepada Masyarakat,

DIREKTORAT
JENDERAL
PENDIDIKAN TINGGI

Prof. Agus Subekti, M.Sc., Ph.D.

NIP. 19600801 198403 1 002