

DAFTAR PUSTAKA

- Sularso. 2004. *Dasar Perencanaan dan Pemilihan Elemen Mesin*. Jakarta: Pradnya Paramita.
- Sonawan, H. 2014. *Perancangan Elemen Mesin*. Bandung: Alfabeta, CV.
- Ferdinand, P. 1987. *Mechanis for Engineers: Statics and Dynamics*. New York: McGraw-Hill
- Khurmi 2005. *Machine Design*. India: Chand (S.) & Co Ltd
- <https://www.fatsecret.co.id/kalori-gizi/umum/kopi>. Diakses pada 5 Mei 2018
- Webster M. 2010."Coffee Definition". Diakses pada 5 Mei 2018
- Laporan Tugas Akhir, Rancang Bangun Mesin Pengupas Kulit Biji Melinjo Angkatan 2011
- Laporan Proyek Akhir, Perancangan Mesin Pengupas Kulit Kopi Kapasitas 10kg/jam, Universitas Negeri Yogyakarta 2010

LAMPIRAN

Spesifikasi Mesin Pengupas Kulit Kopi

Panjang: 720 mm

Lebar: 340 mm

Tinggi: 950 mm

Motor Penggerak: General GX 160 (5.5 HP)

Kapasitas Tanki Bahan Bakar: 3.6 L

Kapasitas Oli: 0.6 L

Hopper (P x L x T): 420 x 370 x 280 mm

Roll Pengupas: D: 180 mm, P: 330 mm

Corong Pengeluaran (Outlet) Biji Kopi (P x L x T): 180 x 280 x 80 mm

Corong Pengeluaran (Outlet) Kulit Kopi (P x L x T): 360 x 280 x 90 mm

Kapasitas Masukan: 174 kg/jam

Kapasitas Keluaran: 96 kg/jam

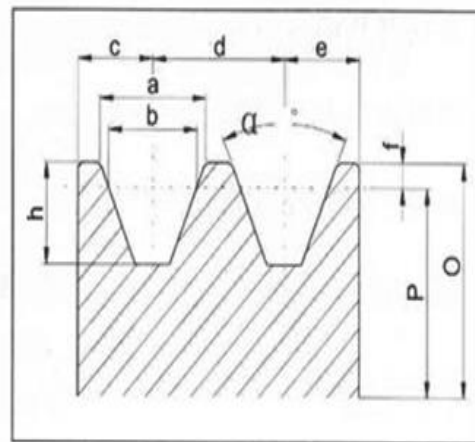
V-belt pulleys

in this catalogue are all manufactured according to ISO 4183 and

DIN 2211 norms. The material used for the construction of these pulleys is cast iron **GG25** and after the machining all pulleys are being **PHOSPHATED**. Each pulley is strictly **DYNAMICALLY BALANCED** with high precision dynamical balancing machining tools. Unbalanced volume will corrected accurately.

Each pulley

can be used safely and reliably.

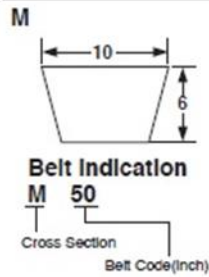


Pulley dimensions

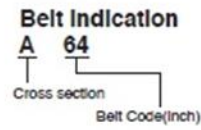
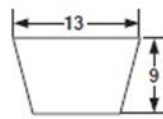
Section	P	α°	a	b	c	d	e	f	h
SPZ	≤ 80	34	9.7	8.5	8	12	8	2	11
	> 80	38	9.9						
SPA	≤ 118	34	12.7	11	10	15	10	2.75	13.75
	> 118	38	12.9						
SPB	≤ 190	34	16.1	14	12.5	19	12.5	3.5	17.5
	> 190	38	16.4						
SPC	≤ 315	34	21.9	19	17	25.5	17	4.8	23.8
	> 315	38	22.3						

Classical V-Belts for JIS K 6323

Table 1-1



A/13, AX



M-Section		A-Section					
Belt Code	Effective length L _e (mm)	Belt Code	Pitch length L _p (mm)	Belt Code	Pitch length L _p (mm)	Belt Code	Pitch length L _p (mm)
20	508	20	508	60	1524	100	2540
21	533	21	533	61	1549	102	2591
22	559	22	559	62	1575	105	2667
23	584	23	584	63	1600	108	2743
24	610	24	610	64	1626	110	2794
25	635	25	635	65	1651	112	2845
26	660	26	660	66	1676	115	2921
27	686	27	686	67	1702	118	2997
28	711	28	711	68	1727	120	3048
29	737	29	737	69	1753	122	3099
30	762	30	762	70	1778	125	3175
31	787	31	787	71	1803	128	3251
32	813	32	813	72	1829	130	3302
33	838	33	838	73	1854	135	3429
34	864	34	864	74	1880	140	3556
35	889	35	889	75	1905	145	3683
36	914	36	914	76	1930	150	3810
37	940	37	940	77	1956	155	3937
38	965	38	965	78	1981	160	4064
39	991	39	991	79	2007	165	4191
40	1016	40	1016	80	2032	170	4318
41	1041	41	1041	81	2057	180	4572
42	1067	42	1067	82	2083		
43	1092	43	1092	83	2108		
44	1118	44	1118	84	2134		
45	1143	45	1143	85	2159		
46	1168	46	1168	86	2184		
47	1194	47	1194	87	2210		
48	1219	48	1219	88	2235		
49	1245	49	1245	89	2261		
50	1270	50	1270	90	2286		
		51	1295	91	2311		
		52	1321	92	2337		
		53	1346	93	2362		
		54	1372	94	2388		
		55	1397	95	2413		
		56	1422	96	2438		
		57	1448	97	2464		

Size range: 20° ~ 93°

Size range: 20° ~ 360°

