

DAFTAR PUSTAKA

- Djoyodihardjo H., dan Molly J.P., 1981, *Wind Energy System*.
- Jones, R.M., 1975, *Mechanics of Composite Materials*, Mc. Graw Hill Kogakusha. Ltd.
- Kussman, A., 1981, *Wind Rotor Load Conditions*, Wind Energy Sistem hal 41
- Preuss, T., 1981, *Application Of Composites To Rotor Blades Of Wind Energy Converters*, Wind Energy Sistem, hal 61.
- Preuss, T., 1981, *Fabrication Of Composites To Rotor Blades Of Wind Energy Converters*, Wind Energy Sistem, hal 83.
- Satria, N.J., 2010, *Analisa Pengaruh Luas Penampang Sambungan Terhadap Kekuatan Tarik Komposit Poliester Fiberglass*, ITS, Surabaya
- Sharifah, H.A., Martin, P.A., Simon, T.C., dan Simon, R.P., 2005, *Modified polyester resins for natural fiber composites*, Compo. Sci. Technol. 65:525-535.
- Siregar, A.H., Budiman, A.S., dan A.M., 2016, *Komposisi Fiber Reinforced Plastic (FRP) Sebagai Bodi Kapal Berbasis Fiberglass Tahan Api*, Volume 12 nomor 2, hal 261- 266, Bina Teknik, Jakarta
- Sjarkawi, A., 1981, *Study And Experimentation Of Composite Material Fabrication For Wind Turbine Blades*, Wind Energy Sistem, hal 95.
- Surdia, T., dan Saito, S., 2005, *Pengetahuan Bahan Teknik*, Pradnya Paramita, Jakarta.

UL., 94, 2013, *Test for Flammability of Plastic Materials for Parts in Devices and Appliances*, Underwrites Laboratories. Inc, UL, 333 Pfingsten Road Northbrook, IL 60062-2096.

Maleev, V.L., 1933, *Internal Combustion Engines*, hal 526 – 551, Mc. Graw Hill Kogakusha. Ltd, Tokyo

Zulfikar, 2010, *Analisa Eksperimental Modulus Elastisitas Bahan Komposit Glass Fiber Reinforced Plastic (GFRP) Berdasarkan Variasi Diameter Serat Akibat Beban Impact Laju Tegangan Tinggi*, Volume 2 nomor 7, Penelitian Tugas Sarjana.

www.digilib.unimus.ac.id/files/disk1/105/jtptunimus-gdl-wahyudic2a-5235-2-bab2.pdf, diunduh tanggal 85 Januari 2018.

www.eprints.undip.ac.id/41638/16/BAB_II.pdf, diunduh tanggal 24 januari 2018.

www.ilmupengetahuanumum.com/10-negara-dengan-garis-pantai-terpanjang-di-dunia/,2017, diunduh tanggal 30 Januari 2018.

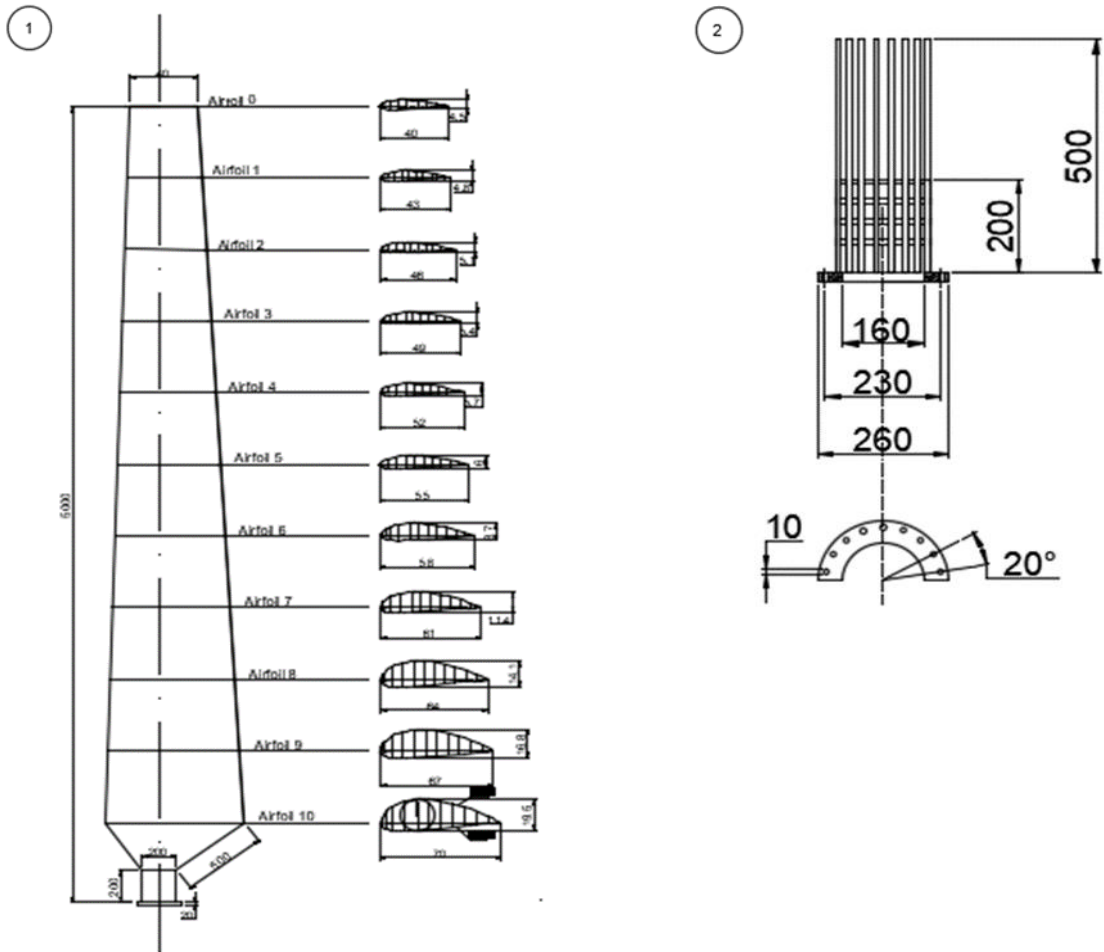
www.lib.kemenperin.go.id/neo/download_artikel.php?id=137, diunduh tanggal 25 Januari 2018..

www.poweredbythernature.com, diunduh tanggal 12 Februari 2018.


www.resin-bekasi.blogspot.com/2014/01/, diunduh tanggal 28 Januari 2018.

www.rollpipaempedu.wordpress.com/perancangan/perhitungan/, di unduh pada tanggal 12 Maret 2018.

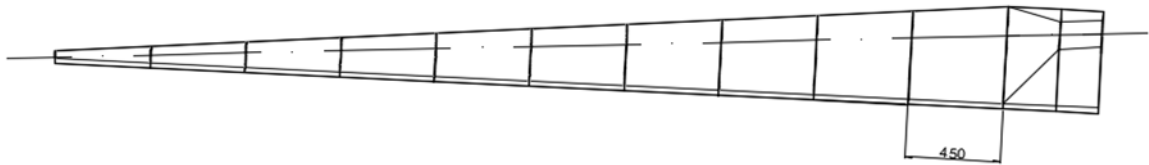
LAMPIRAN-LAMPIRAN



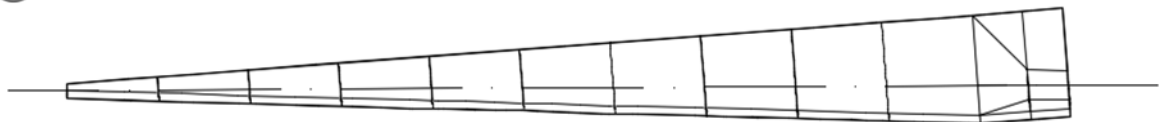
4



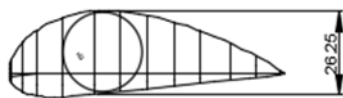
5



6

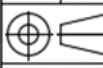


7



8



8	Airfoil Sesudah Linearized		
7	Airfoil Sebelum Linearized		
6	Proyeksi Cetakan Upper		
5	Proyeksi Cetakan Lower		
4	Cetakan Upper	Triplek 18 mm	
3	Cetakan Lower	Triplek 18 mm	
2	Flanges Hub	Besi S40	
1	Rotor Blade Airfoil Nacca 4415	Fiber	
No.	Nama	Bahan	Keterangan
	Skala = 1:10	Digambar =	Peringatan :
	Satuan = mm	NIM =	
	Tanggal =	Dilihat = Drs.Wiji Mangestiyono, M.T	
PSD III TEKNIK MESIN		AIRFOIL NACA 4415	01 A0