

DAFTAR PUSTAKA

1. Seymour M, Patterson S. Estimating the Prevalence of Chronic Pain in a Given Geographical Area. *J Obs Pain Med.* 2014.
2. Blyth FM, March LM, Brnabic AJM, Jorm LR, Williamson M, Cousins MJ. Chronic pain in Australia: A prevalence study. *Pain.* 2001.
3. Dorland N. *Kamus Kedokteran Dorland.* Jakarta: EGC; 2010.
4. Schug S. Combination analgesia in 2005 - A rational approach: Focus on paracetamol-tramadol. *Clin Rheumatol.* 2006.
5. Pergolizzi J V, van de Laar M, et al. Tramadol/paracetamol fixed-dose combination in the treatment of moderate to severe pain. *J Pain Res.*
6. Soenarjo, Eko T, Jatmiko HD, et al. *Buku Kuliah Anestesiologi.* Semarang: Bagian Anestesiologi dan Terapi Intensif Fakultas Kedokteran Universitas Diponegoro; 2015.
7. Samuel SA, Francis AO, Ayomide O. Effects of Paracetamol-Induced Liver Damage on Some Hematological Parameters: Red Blood Cell (RBC) Count, White Blood Cell (WBC) Count, and Packe Cell Volume (PCV) in Wistar Rats of Either Sex. *Indo Am J Pharm Res.* 2015.
8. Scottish Intercollegiate Guidelines Network (SIGN). Control of Pain in Adults with Cancer. *Guidel 106 Control pain adults with cancer.* 2008.
9. Morón Merchante I, Pergolizzi J V, van de Laar M, et al. Tramadol/Paracetamol fixed-dose combination for chronic pain management in family practice: a clinical review. *ISRN Fam Med.* 2013.
10. Yudhowibowo I, Satoto H, Sasongko H. Obat-Obat Anti Nyeri. *J Anestesiol Indones.* 2011.
11. Leppert W. Tramadol as an analgesic for mild to moderate cancer pain. *Pharmacol Reports.* 2009.
12. Sari PM. Pengaruh Pemberian Asetaminofen Berbagai Dosis Peroral Terhadap Gambaran Histopatologi Tubulus Proksimal Ginjal Tikus. *Univ Diponegoro.* 2007.
13. Ferguson M a., Waikar SS. Established and emerging markers of kidney function. *Clin Chem.* 2012.
14. Guyton AC, Hall JE. *Buku Ajar Fisiologi Kedokteran.pdf.* 11th ed. Jakarta: EGC; 2012.



15. Aprioku JS, Nwidu LL, Amadi CN, Aprioku JS. Evaluation of Toxicological Profile of Ibuprofen in Wistar Albino Rats. *Am J Biomed Sci.* 2014.
16. Subekti LW. Pengaruh Pemberian Natrium Diklofenak Dosis 1,4 MG/KgBB dan 2,8 MG/KgBB Terhadap Kadar Ureum Tikus Wistar. 2015.
17. Tallarida RJ, Midic U, Lamarre NS, Obradovic Z. Searching for Synergism Among Combinations of Drugs of Abuse and the Use of Isobolographic Analysis.
18. Aprioku JS, et al. Renal Effects of Non-Steroidal Anti Inflammatory Drugs in Albino Rats.pdf. *Br J Pharm Res.* 2013.
19. Asmadi. *Teknok Prosedural Keperawatan Konsep Dan Aplikasi Kebutuhan Dasar Kliien.* Jakarta: Salemba Medika; 2008.
20. Suza DE. Pain Experiences and Pain Management in Postoperative Patients. *Maj Kedokt Nusant.* 2007.
21. Christo PJ, Mazloomdoost D. Cancer pain and analgesia. *Ann N Y Acad Sci.* 2008.
22. Tamsuri A. *Konsep Dan Penatalaksanaan Nyeri.* Jakarta: EGC; 2007.
23. Harahap IA. Pain behavior. *J Keperawatan Rufaidah Sumatera Utara.* 2006.
24. American Academy of Pain Management. *Pain Management: A Practical Guide for Clinicians.* (Weiner RS, ed.). CRC Press; 2001.
25. Prayogi K. Perbandingan Nilai Visual Analog Scale dan efek Samping dari Gabapentin 900 mg dengan Gabapenting 1200 mg Per Oral Sebagai Preemptif Analgesia Pascabedah Dengan Spinal Anestesi. 2015.
26. wongbaker.org. Wong-Baker Pain Rating Scale. http://wongbakerfaces.org/wp-content/uploads/Double-ScaleFACES_English_Black.jpg.
27. Butterworth J, Mackey DC, Wasnick J. *Morgan and Mikhail's Clinical Anesthesiology.* McGraw-Hill Education; 2013.
28. Katzung BG, Masters SB, Trevor AJ. *Farmakologi Dasar & Klinik.pdf.* (Soeharsono R, ed.). Jakarta: EGC; 2013.
29. World Health Organization. WHO Three Step Analgesic Ladder.
30. Mcclellan K, Scott LJ. Tramadol / Paracetamol. 2003;63(11):1079-1086.
31. Graham GG, Davies MJ, Day RO, Mohamudally A, Scott KF. The modern pharmacology of paracetamol: Therapeutic actions, mechanism of action, metabolism, toxicity and recent pharmacological findings. *Inflammopharmacology.* 2013.
32. Smriti Agnihotri TI. Paracetamol Toxicity- An Overview. *Emerg Med Open Access.* 2013.

33. Allegaert K, Rayyan M, De Rijdt T, Van Beek F, Naulaers G. Hepatic tolerance of repeated intravenous paracetamol administration in neonates. *Paediatr Anaesth*. 2008.
34. Fishman S, Ballantyne J, Rathmell JP, eds. *Bonica's Management of Pain*. 4th ed.; 2010.
35. Zyoud SH, Awang R, Syed Sulaiman SA, Al-Jabi SW. Impact of Serum Acetaminophen Concentration on Changes in Serum Potassium, Creatinine and Urea Concentrations Among Patients with Acetaminophen Overdose. *Pharmacoepidemiol Drug Saf*. 2011.
36. Elmanama AA, Abu Tayyem NES, Essawaf HN, Hmaid IM. Tramadol-Induced Liver and Kidney Toxicity among Abusers in Gaza Strip , Palestine. *Jordan J Biol Sci*. 2015.
37. Beakley BD, Kaye AM, Kaye AD. Tramadol, Pharmacology, Side Effects, and Serotonin Syndrome: A Review. *Pain Physician*. 2015.
38. Ajartha R. Efek Pemberian Tramadol Intramuskular Terhadap Nyeri Persalinan Pada Primigravida. 2007.
39. Saleem R, Iqbal R, Abbas MN. Effects of Tramadol on Histopathological and Biochemical Parameters in Mice (*Mus musculus*) Model. *Glob J Pharmacol*. 2014.
40. Minami K, Ogata J, Uezono Y. What is the main mechanism of tramadol? *Naunyn Schmiedebergs Arch Pharmacol*. 2015.
41. Rizzo DC. *Introduction to Anatomy and Physiology*. Delmar; 2011.
42. Saladin. *Human Anatomy*. Internatio. Philippines: McGraw-Hill Education.
43. Hardono S, Andar EB, Adji SR. *Systema Urogenitale*. Semarang: Universitas Diponegoro; 2011.
44. Zhang S-X. *An Atlas of Histology*. Springer; 2013.
45. MH FS, Soejoto, Soetedjo, et al. *Lecture Notes Histologi 2*. Semarang: Universitas Diponegoro; 2011.
46. Sherwood L. *Human Physiology: From Cells to Systems*. Jakarta: EGC; 2012.
47. Koppert W, Frötsch K, Huzurudin N, et al. The effects of paracetamol and parecoxib on kidney function in elderly patients undergoing orthopedic surgery. *Anesth Analg*. 2006.
48. Atici S, Cinel I, Cinel L, Doruk N, Eskandari G, Oral U. Liver and kidney toxicity in chronic use of opioids: an experimental long term treatment model. *J Biosci*. 2005.

49. Faqi AS. *A Comprehensive Guide to Toxicology in Preclinical Drug Development*. (Faqi AS, ed.).
50. Johnson RJ, Freehally J, Floege J. *Comprehensive Clinical Nephrology*. Elsevier; 2014.
51. Marshall WJ, Bangert SK. *Clinical Chemistry*. Elsevier; 2008.
52. Waring WS, Stephen A, Robinson O, Down M, Pettie J. Serum urea concentration and the risk of hepatotoxicity after paracetamol overdose.
53. Laurence D, Bacharach A. *Evaluations of Drug Activities.pdf*. Academic Press; 1964.
54. Sastroasmoro S. *Dasar-Dasar Metodologi Penelitian Klinis*. 5th ed. Jakarta: Sagung Seto; 2014.
55. Kato H. Therapeutic Dose of Acetaminophen as a Possible Risk Factor for Acute Kidney Injury: Learning Afrom Two Healthy Young Adult Cases. *Intern Med*. 2014.
56. Pratiwi H. pengaruh Pemberian Paracetamol Berbagai Dosis Terhadap Kadar Kreatinin Dan Blood Urea Nitrogen Pada Tikus Wistar. *Univ Gadjah Mada*. 2015.
57. R Bijak P. Pengaruh Jus Buah Semangka Merah (*Citrullus vulgaris*) Terhadap Kerusakan Sel Ginjal Tikus Putih (*Rattus norvegicus*) Yang Diinduksi Parasetamol. *Univ Sebel Maret*. 2010.
58. Bippi H, Frolich JC. Effects of acetylsalicylic acid and paracetamol alone and in combination on prostanoid synthesis in man. *Br J Clin Pharmacol*. 1990.
59. El-gaafarawi II. Biochemical Toxicity Induced By Tramadol Administration In Male Rats. *Egypt J Hosp Med*. 2006.
60. Essam Hafez M. Parenchymatous Toxicity of Tramadol: Histopathological and Biochemical Study. *J Alcohol Drug Depend*. 2015.
61. Elkhateeb A, El Khishin I, Megahed O, Mazen F. Effect of *Nigella sativa* Linn oil on tramadol-induced hepato- and nephrotoxicity in adult male albino rats. *Toxicol Reports*. 2015.

LAMPIRAN

LAMPIRAN 1. *ETHICAL CLEARANCE*

	<p>KOMISI ETIK PENELITIAN KESEHATAN (KEPK) FAKULTAS KEDOKTERAN UNIVERSITAS DIPONEGORO DAN RSUP dr KARIADI SEMARANG Sekretariat : Kantor Dekanat FK Undip Lt.3 Jl. Dr. Soetomo 18. Semarang Telp/Fax. 024-8318350</p>	
---	--	---

ETHICAL CLEARANCE
No. 492/EC/FK-RSDK/2016

Komisi Etik Penelitian Kesehatan Fakultas Kedokteran Universitas Diponegoro-RSUP. Dr. Kariadi Semarang, setelah membaca dan menelaah Usulan Penelitian dengan judul :

"PENGARUH PEMBERIAN ANALGESIK KOMBINASI PARASETAMOL DAN TRAMADOL TERHADAP KADAR UREUM SERUM TIKUS WISTAR"

Peneliti Utama : *Intan Ayuningtyas Hapsari*

Pembimbing : -dr. Taufik Eko Nugroho, MSi.Med, Sp.An

Penelitian : Dilaksanakan di Laboratorium Biologi Fakultas MIPA, Universitas Negeri Semarang, Laboratorium Balai Kesehatan Provinsi, Kota Semarang


Setuju untuk dilaksanakan, dengan memperhatikan prinsip-prinsip yang dinyatakan dalam Deklarasi Helsinki 1975, yang diamended di Seoul 2008 dan Pedoman Nasional Etik Penelitian Kesehatan (PNEPK) Departemen Kesehatan RI 2011

Pada laporan akhir peneliti harus melampirkan cara pemeliharaan & dekapitasi hewan coba dan melaporkan ke KEPK bahwa penelitian sudah selesai dilampiri Abstrak Penelitian.

Semarang, 27 APR 2016

Komisi Etik Penelitian Kesehatan
Fakultas Kedokteran Undip-RS. Dr. Kariadi
Ketua

Prof. Dr. Idris Suprihati, M.Sc, Sp.THT-KL(K)
NIP. 195006211977032001
RS. Dr. KARIADI



LAMPIRAN 2. DATA PENELITIAN

KELOMPOK	TIKUS KE-	KADAR UREUM (mg/dl)
Kontrol	1	41,6
	2	47,3
	3	47,7
	4	45,3
	5	45,4
Perlakuan 1	1	44,7
	2	45,5
	3	48,9
	4	44,2
	5	50,3
Perlakuan 2	1	47,0
	2	49,0
	3	49,4
	4	46,5
	5	44,6
Perlakuan 3	1	44,8
	2	47,9
	3	44,3
	4	53,6
	5	41,6

LAMPIRAN 3. HASIL ANALISIS

Case Processing Summary

		Cases					
		Valid		Missing		Total	
		N	Percent	N	Percent	N	Percent
Nilai	Kontrol	5	100.0%	0	0.0%	5	100.0%
	Parasetamol	5	100.0%	0	0.0%	5	100.0%
	Tramadol	5	100.0%	0	0.0%	5	100.0%
	Parasetamol	5	100.0%	0	0.0%	5	100.0%
	Tramadol	5	100.0%	0	0.0%	5	100.0%

Descriptives

Kelompok		Statistic	Std. Error	
Nilai	Kontrol	Mean	45.460	
		95% Confidence Interval for Mean	42.461	
		Lower Bound		
		Upper Bound	48.459	
		5% Trimmed Mean	45.550	
		Median	45.400	
		Variance	5.833	
		Std. Deviation	2.4152	
		Minimum	41.6	
		Maximum	47.7	
		Range	6.1	
		Interquartile Range	4.0	
		Skewness	-1.184	.913
		Kurtosis	1.502	2.000
Parasetamol		Mean	46.720	
		95% Confidence Interval for Mean	43.349	
		Lower Bound		
		Upper Bound	50.091	
		5% Trimmed Mean	46.661	

	Median		45.500	
	Variance		7.372	
	Std. Deviation		2.7151	
	Minimum		44.2	
	Maximum		50.3	
	Range		6.1	
	Interquartile Range		5.1	
	Skewness		.628	.913
	Kurtosis		-2.341	2.000
Tramadol	Mean		47.300	.8752
	95% Confidence Interval for Mean	Lower Bound	44.870	
		Upper Bound	49.730	
	5% Trimmed Mean		47.333	
	Median		47.000	
	Variance		3.830	
	Std. Deviation		1.9570	
	Minimum		44.6	
	Maximum		49.4	
	Range		4.8	
	Interquartile Range		3.7	
	Skewness		-.336	.913
	Kurtosis		-1.067	2.000
Parasetamol Tramadol	Mean		46.440	2.0505
	95% Confidence Interval for Mean	Lower Bound	40.747	
		Upper Bound	52.133	
	5% Trimmed Mean		46.311	
	Median		44.800	
	Variance		21.023	
	Std. Deviation		4.5851	
	Minimum		41.6	
	Maximum		53.6	
	Range		12.0	

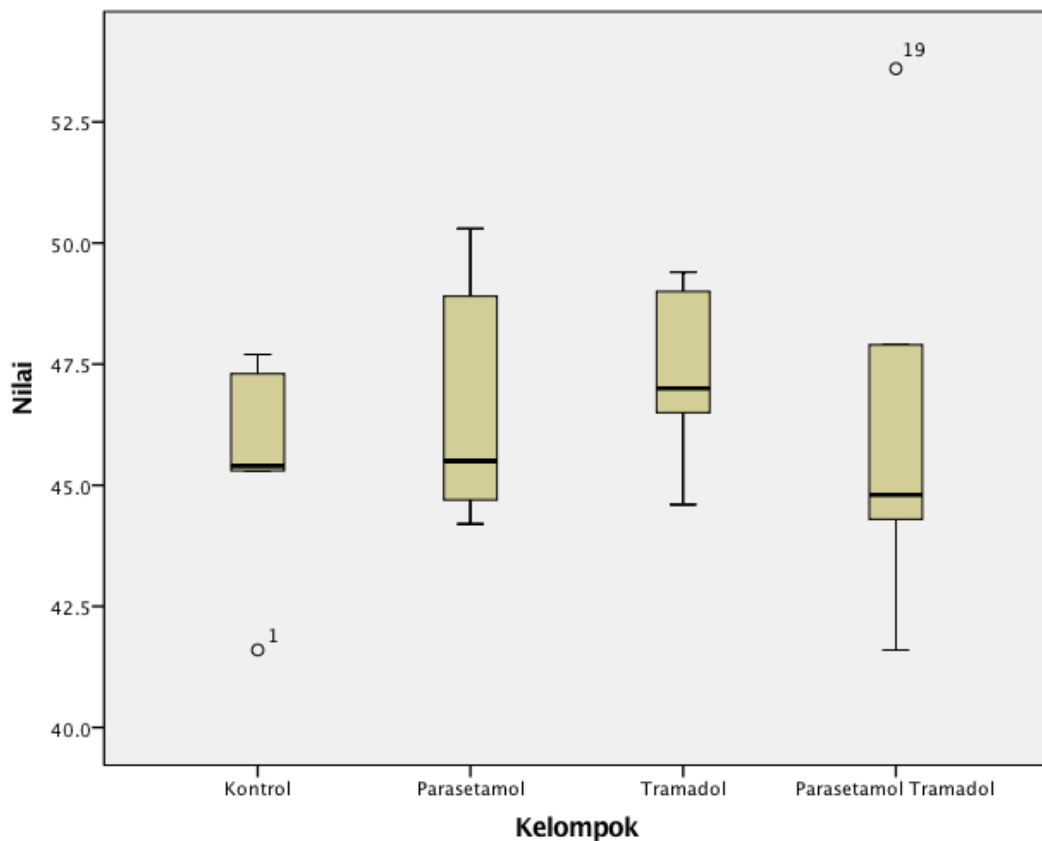
Interquartile Range	7.8	
Skewness	1.049	.913
Kurtosis	1.078	2.000

Tests of Normality

Kelompok	Kolmogorov-Smirnov ^a			Shapiro-Wilk		
	Statistic	df	Sig.	Statistic	df	Sig.
Nilai Kontrol	.274	5	.200*	.882	5	.320
Parasetamol	.273	5	.200*	.871	5	.271
Tramadol	.207	5	.200*	.939	5	.662
Parasetamol Tramadol	.240	5	.200*	.930	5	.598

*. This is a lower bound of the true significance.

a. Lilliefors Significance Correction



ANOVA

Nilai

Test of Homogeneity of Variances

Nilai

	Levene Statistic	df1	df2	Sig.	
	1.515	3	16	.249	

	Sum of Squares	df	Mean Square	F	Sig.
Between Groups	8.860	3	2.953	.310	.818
Within Groups	152.232	16	9.514		
Total	161.092	19			

Multiple Comparisons

Dependent Variable: Nilai

LSD

(I) Kelompok	(J) Kelompok	Mean Difference (I-J)	Std. Error	Sig.	95% Confidence Interval	
					Lower Bound	Upper Bound
Kontrol	Parasetamol	-1.2600	1.9508	.528	-5.396	2.876
	Tramadol	-1.8400	1.9508	.360	-5.976	2.296
	Parasetamol Tramadol	-.9800	1.9508	.622	-5.116	3.156
Parasetamol	Kontrol	1.2600	1.9508	.528	-2.876	5.396
	Tramadol	-.5800	1.9508	.770	-4.716	3.556
	Parasetamol Tramadol	.2800	1.9508	.888	-3.856	4.416
Tramadol	Kontrol	1.8400	1.9508	.360	-2.296	5.976
	Parasetamol	.5800	1.9508	.770	-3.556	4.716
	Parasetamol Tramadol	.8600	1.9508	.665	-3.276	4.996
Parasetamol Tramadol	Kontrol	.9800	1.9508	.622	-3.156	5.116
	Parasetamol Tramadol	-.2800	1.9508	.888	-4.416	3.856
		-.8600	1.9508	.665	-4.996	3.276

LAMPIRAN 4. DOKUMENTASI PENELITIAN



LAMPIRAN 5. BIODATA MAHASISWA

Identitas

Nama : Intan Ayuningtyas Hapsari
NIM : 22010112140028
Tempat/Tanggal Lahir : Jakarta, 6 Desember 1995
Jenis Kelamin : Perempuan
Alamat : Perumahan Sronдол Bumi Indah, Blok VII/ No 11
Semarang, Jawa Tengah

Riwayat Pendidikan Formal

- SD : SD Islam Athirah, Makassar Lulus tahun 2006
- SMP : SMP Negeri 2, Semarang Lulus tahun 2009
- SMA : SMA Negeri 3, Semarang Lulus tahun 2012
- Fakultas Kedokteran
Universitas Diponegoro, Semarang Masuk tahun 2012

Keanggotaan Organisasi

1. Himpunan Mahasiswa FK UNDIP, tahun 2012
2. Badan Eksekutif Mahasiswa FK UNDIP, tahun 2013
3. AMSA FK UNDIP, tahun 2013