

DAFTAR PUSTAKA

1. Pneumonia Can Be Prevented : Vaccines Can Help. 2013 [update 2013 Nov 12; cited 2014 Jan 31]. Available from :
<http://www.cdc.gov/Features/Pneumonia/>
2. Said Mardjanis. *Respirologi Anak*. Edisi I, Jakarta : Badan Penerbit IDAI. 2008
3. Dahlan Zul. *Ilmu Penyakit Dalam*. Edisi II, Jakarta : Balai Penerbit FKUI. 2000
4. Dick A, Liu H, Zwanzinger J, Perencevich E et al. Long-term Survival and Healthcare Utilization Outcomes Atributable to Sepsis and Pneumonia. *BMC Health Services Research*. 2012 [cited 2013 Des 19]; 12:432.
Available from : EBSCO
5. Destarac Luis A and Ely E Wesley. Sepsis in Older Patients : An Emerging Concern in Critical Care. *Departement of Internal Medicine , and Center for Health Research, and the Geriatric Education Clinical Center*. 2002 [cited 2013 Des 19]; 2 : 1. Available from : *Advances in Sepsis*
6. Mongardon N, Max A et al. Epidemiology and outcome of severe pneumococcal pneumonia admitted to intensive care unit : multicenter study. 2012 [cited 2013 Des 19]; 16 : 155. Available from : EBSCO

7. Kamangar N, MD et al. Bacterial Pneumonia. 2013 [updated 2013 Nov 18 ; cited 2014 Jan 31]. Available from :
<http://emedicine.medscape.com/article/300157-overview#showalla0102>
8. Warsa C Usman. Buku Ajar Mikrobiologi. Edisi Revisi. Jakarta : Binarupa Aksara. 1993
9. Reeves, Chalene J. Keperawatan Medical Bedah. Jakarta : Salemba Medica. 2000
10. Mandanas A Romeo, MD et al. Fungal Pneumonia Overview of Fungal Pneumonia. 2013 [updated 2013 Nov 20; cited 2013 Des 31]. Available from : <http://emedicine.medscape.com/article/300341-overview>
11. Alwi. Ilmu Penyakit Dalam. Jakarta : Interna Publishing. 2010
12. Muttaqin. Asuhan Keperawatan Klien dengan Gangguan System Pernapasan. Jakarta : Salemba Medika. 2008
13. Fauci, Braunwald, Kasper et al. Harrison : Manual Kedokteran. Jilid 2. Tangerang : 2012.
14. Mansjoer. Kapita Selektta Kedokteran. Jakarta : Media Aesculapius. 2000
15. Cunha A Burke, MD et al. Community Acquired Pneumonia. 2013 [updated 2014 Jan 13; cited 2014 Jan 31]. Available from :
<http://emedicine.medscape.com/article/234240-overview#a1>
16. Cunha A Burke, MD et al. Nosocomial Pneumonia . 2013 [updated 2014 Jan 13; cited 2014 Jan 31]. Available from :
<http://emedicine.medscape.com/article/234753-overview#a1>

17. Darmanto R, Respiratologi. Jakarta : EGC. 2009
18. Chen Kie, Pohan Herdiman T. Ilmu Penyakit Dalam. Edisi II, Jakarta : Balai Penerbit FKUI. 2000
19. Saha Rumpa, Das S dkk. The Pathophysiology of Septic shock Dept of Microbiology, University Collage of Medical Science and Guru Teg Bahadur Hospital, Delhi. India : Internasional Journal of Pharma and Bio Science.2010
20. Cunha Burke A et al. Bacterial Sepsis.2014 [updated 2014 Jan 21 ; cited 2014 Feb 11]. Available from:
<http://emedicine.medscape.com/article/234587-overview>
21. Hadisaputro S. Patogenesis Dasar-Dasar Pengelolaan Sepsis dan Syok Septik. Dalam : Majalah Medika Indonesia, ed.2 . Semarang. FK Undip.1998
22. JM, Siner. Sepsis Definitions, Epidemiology, Etiology and Pathogenesis. Critical Care Severe Sepsis and Septic Shock CME PCCSU.2009
23. Snowden, C. Kirkman, E. The Pathophysiology of Sepsis. British Journal of Anesthesia CEPD Reviews.2002
24. Napitulu H. Sepsis. Anestesia & Critical Care. 2010
25. Indonesian society of intensive unit care unit. Pedoman Penyelenggaraan ICU dan HCU. [Cited 2014 Feb 11]. Available from :
www.perdici.org/guidelines/
26. Ruang ICU.[cited 2014 Feb 11]. Available from :
<http://droenska.com/rawat-inap/ruang-icu-iccu-picu-nicu>

27. Keputusan Menteri Kesehatan Republik Indonesia Nomer 1778/Menkes/SK/XII/2010. Pedoman Penyelenggaraan Pelayanan Intensive Care Unit (ICU) di Rumah Sakit.
28. MC Barsanti, KF Woeltje. Infection Prevention In The Intensive Care Unit. 2009 [cited 2014 March 8]. Available from :
<http://www.ncbi.nlm.nih.gov/pubmed/19665091>
29. Remick, G.Daniel. Pathophysiology of Sepsis.2007 [cited 2014 July 10]. Available from:
<http://www.ncbi.nlm.nih.gov/pubmedhealth/PMH0001687/>
30. Majumdar, Suman S. Nosocomial Infections in the Intensive Care Unit.2012. [cited 2014 July 10] Available from :
<http://www.anaesthesiajournal.co.uk/article/S1472-0299%2812%2900035-5/fulltext>
31. Hackethal Veronica. Risk for Death Decreased in ICU Patients With Severe Sepsis. 2014. [cited 2014 July 10] Available from :
<http://www.medscape.com/viewarticle/822176>
32. Ahl Jonas, Littorin Nils. High incidence of septic shock caused by Streptococcus pneumoniae serotype 3 - a retrospective epidemiological study.2013. [cited 2014 July 21] Available from :
<http://www.biomedcentral.com/1471-2334/13/492>

33. Napolitano Lena M. Use of Severity Scoring and Stratification Factors in Clinical Trials of Hospital-Acquired and Ventilator-Associated Pneumonia.2010. [cited 2014 July 21] Available from : http://cid.oxfordjournals.org/content/51/Supplement_1/S67.full

LAMPIRAN

Lampiran 1. Biodata Penulis

Identitas

Nama : Fida Amalina Rahmawati

NIM : 22010110120027

Tempat / Tanggal Lahir : Surabaya, 2 November 1992

Jenis Kelamin : Perempuan

Alamat : Jl. Tembalang Selatan 5 No.44, Tembalang



No HP : 085640358487

Email : fida_amalina@yahoo.com

Riwayat Pendidikan Formal

1. SD : SDN 01 Cibubur, lulus tahun 2004
2. SMP : SMPN 49 JAKARTA, lulus tahun 2007
3. SMA : SMAN 14 JAKARTA, lulus tahun 2010
4. Universitas : FK UNDIP, masuk tahun 2010

Lampiran 2. *Ethical clearance*


**KOMISI ETIK PENELITIAN KESEHATAN (KEPK)
 FAKULTAS KEDOKTERAN UNIVERSITAS DIPONEGORO
 DAN RSUP dr KARIADI SEMARANG**


Sekretariat : Kantor Dekanat FK Undip Lt.3
 Jl. Dr. Soelomo 18, Semarang 50231
 Telp/Fax. 024-8318350

ETHICAL CLEARANCE
 No. 258/EC/FK-RSDK/2014

Komisi Etik Penelitian Kesehatan Fakultas Kedokteran Universitas Diponegoro- RSUP Dr. Kariadi Semarang, setelah membaca dan menelaah Usulan Penelitian dengan judul :

**ANGKA KEJADIAN PNEUMONIA PADA PASIEN SEPSIS DI ICU
 RSUP DR. KARIADI SEMARANG**

Peneliti Utama : Fida Amalina Rahmawati
 Pembimbing : dr. Ery Leksana, Sp.An.KIC,KAO
 Penelitian : Dilaksanakan di Instalasi Rekam Medis RSUP Dr. Kariadi Semarang

Setuju untuk dilaksanakan, dengan memperhatikan prinsip-prinsip yang dinyatakan dalam Deklarasi Helsinki 1975, yang diamended di Seoul 2008 dan Pedoman Nasional Etik Penelitian Kesehatan (PNEPK) Departemen Kesehatan RI 2011


Peneliti harus melampirkan 2 kopi lembar Informed consent yang telah disetujui dan ditandatangani oleh peserta penelitian pada laporan penelitian.

Peneliti diwajibkan menyerahkan :


- Laporan kemajuan penelitian (clinical Trial)
- Laporan kejadian efek samping jika ada
- ✓ - Laporan ke KEPK jika penelitian sudah selesai & dilampiri Abstrak Penelitian.

Semarang, 12 MAY 2014

Komisi Etik Penelitian Kesehatan
 Fakultas Kedokteran Undip/RSUP Dr. Kariadi
 Ketua


 Prof. Dr. dr. Suprihati, M.Sc. Sp.THT-KL(K)
 NIP. 195006211977032001

Lampiran 3. Surat izin penelitian


KEMENTERIAN PENDIDIKAN DAN KEBUDAYAAN
UNIVERSITAS DIPONEGORO
FAKULTAS KEDOKTERAN
 Jl. Prof. H. Soedarto, SH – Tembalang – Semarang
 Telepon 024-76928010, Fax. 024-76928011, Email : dean_fmdu@undip.ac.id

Nomor : 1351 /UN7.3.4/D1/PP/2014 13 MAR 2014
 Lampiran : 1 bendel
 Perihal : Permohonan ijin penelitian

Yth. Direktur Utama
 RSUP Dr. Kariadi
 Semarang

Dengan hormat,

Bersama ini kami hadapkan mahasiswa Program Studi Pendidikan Dokter Fakultas Kedokteran Universitas Diponegoro Semarang :


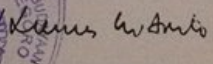
Nama : Fida Amalina R
 NIM : 22010110120027
 Semester : VIII (delapan)

Mohon diijinkan melakukan penelitian di RSUP Dr. Kariadi Semarang, dalam rangka penyusunan Karya Tulis Ilmiah mahasiswa. Terlampir proposal mahasiswa yang bersangkutan.

Judul/ Topik : Angka Kejadian Pneumonia pada Pasien Sepsis di ICU RSUP Dr. Kariadi Semarang

Pembimbing : dr. Ery Leksana, Sp.An, KIC, KAO

Atas perhatian dan kerjasamanya diucapkan terima kasih.


 a.n Dekan
 Pembantu Dekan I,

 dr. Herman Kristanto, MS, Sp. OG(K)
 NIP. 196305051989031003

Tembusan :

1. Dekan (sebagai laporan)
2. Ketua Tim Karya Tulis Ilmiah
3. Kepala Bagian Diklit RSUP Dr. Kariadi Semarang
4. Pembimbing
5. Mahasiswa Yang Bersangkutan

Lampiran 4. Output

Umur

| | Frequency | Percent | Valid Percent | Cumulative Percent |
|------------|-----------|---------|---------------|--------------------|
| Valid < 20 | 3 | 5.7 | 5.7 | 5.7 |
| 21 - 40 | 6 | 11.3 | 11.3 | 17.0 |
| 41 - 60 | 22 | 41.5 | 41.5 | 58.5 |
| > 60 | 22 | 41.5 | 41.5 | 100.0 |
| Total | 53 | 100.0 | 100.0 | |

Jenis kelamin

| | Frequency | Percent | Valid Percent | Cumulative Percent |
|-----------------|-----------|---------|---------------|--------------------|
| Valid Laki-laki | 29 | 54.7 | 54.7 | 54.7 |
| Perempuan | 24 | 45.3 | 45.3 | 100.0 |
| Total | 53 | 100.0 | 100.0 | |

Lama perawatan * Outcome Crosstabulation

| | | | Outcome | | Total |
|----------------|------------------|------------------|---------|-----------|-------|
| | | | Hidup | Meninggal | |
| Lama perawatan | <= 7 hari | Count | 3 | 25 | 28 |
| | | % within Outcome | 42.9% | 54.3% | 52.8% |
| | > 7 hari | Count | 4 | 21 | 25 |
| | | % within Outcome | 57.1% | 45.7% | 47.2% |
| Total | Count | 7 | 46 | 53 | |
| | % within Outcome | 100.0% | 100.0% | 100.0% | |

Skor Apache * Outcome Crosstabulation

| | | | Outcome | | Total |
|-------------|---------|------------------|---------|-----------|--------|
| | | | Hidup | Meninggal | |
| Skor Apache | 6 - 10 | Count | 1 | 2 | 3 |
| | | % within Outcome | 14.3% | 4.3% | 5.7% |
| | 11 - 15 | Count | 1 | 10 | 11 |
| | | % within Outcome | 14.3% | 21.7% | 20.8% |
| | 16 - 20 | Count | 2 | 14 | 16 |
| | | % within Outcome | 28.6% | 30.4% | 30.2% |
| | 21 - 25 | Count | 0 | 12 | 12 |
| | | % within Outcome | .0% | 26.1% | 22.6% |
| | 26 - 30 | Count | 2 | 6 | 8 |
| | | % within Outcome | 28.6% | 13.0% | 15.1% |
| | 31 - 35 | Count | 0 | 1 | 1 |
| | | % within Outcome | .0% | 2.2% | 1.9% |
| | 36 - 40 | Count | 1 | 1 | 2 |
| | | % within Outcome | 14.3% | 2.2% | 3.8% |
| Total | | Count | 7 | 46 | 53 |
| | | % within Outcome | 100.0% | 100.0% | 100.0% |

Lama perawatan

| | Frequency | Percent | Valid Percent | Cumulative Percent |
|-----------------|-----------|---------|---------------|--------------------|
| Valid <= 7 hari | 28 | 52.8 | 52.8 | 52.8 |
| > 7 hari | 25 | 47.2 | 47.2 | 100.0 |
| Total | 53 | 100.0 | 100.0 | |

Lampiran 5. Dokumentasi Penelitian

