

DAFTAR PUSTAKA

1. Schwartz SI, Shires GT, Spencer FC, Daly JM, Fischer JE, Galloway AC. Principles of Surgery. United States of America : McGraw-Hill companies; 1999.
2. Gomez-Sanchez CE. Adrenal Dysfunction in Critically Ill Patients. The New England Journal of Medicine [internet]. 2013 [cited 2013 Dec 10]; 368:1557-1549
3. Nugroho TE, Pujo JL, Nurcahyo WI. Fisiologi dan Patofisiologi Aksis Hipotalamus-Hipofisis-Adrenal. Jurnal Anestesiologi Indonesia. 2011; 3:123-137.
4. Desborough JP. The Stress Response to Trauma and Surgery. British Journal of Anesthesia [internet]. 2000 [cited 2013 Dec 10]; 85(1):109-17.
5. Solowiej K, Mason V, Upton D. Review of The Relationship Between Stress and Wound Healing. Journal of Wound Care [internet]. 2009 [cited 2013 Dec 10]; 18(9): 357-366
6. Pedersen D. Accelerated Surgical Stay Programe. Annals of Surgery 1994; 219:374-81

7. Bardram L, Fuch-Jensen P, Kehlet H. Recovery After Laparoscopic Colonic Surgery With Epidural Analgesia and Early Oral Nutrition and Mobilisation. *Lancet* 1995; 345:763-4.
8. Setijanto E. Hubungan Antara Kadar Kortisol Serum, Kuantitas Neutrofil Segmen dan Infiltrasi Anestetik Lokal Levobupivakain Pada Penyembuhan Luka Tikus Wistar. Semarang : Undip; 2005.
9. Raditya B. Pengaruh Ketorolak dan Parecoxib Terhadap Kortisol Serta Kuantitas Neutrofil Jaringan Pada Tikus Wistar. Semarang : Undip; 2013.
10. Argoff CE, Silvershein DI. A Comparison of Long- and Short-Acting Opioids for the Treatment of Chronic Noncancer Pain: Tailoring Therapy to Meet Patient Needs. *Journal of International Association for The Study of Pain* [internet]. 2009 [cited 2013 Dec 10]; 84(7):602-612.
11. Katzung BG. *Farmakologi Dasar dan Klinik*. Jakarta : Salemba Medika; 2002
12. Yudhowibowo II, Satoto HH, Sasongko H. Obat-Obat Anti Nyeri. *Jurnal Anestesiologi Indonesia*. 2011; 3:185-203
13. Latief SA, Suryadi KA, Dachlan MR. *Petunjuk Praktis Anestesiologi edisi kedua*. Jakarta : Fakultas Kedokteran Universitas Indonesia; 2002
14. Wilder-Smith CH, Hill L, Spargo K, Kalla A. Treatment of severe pain from osteoarthritis with slow-release tramadol or dihydrocodeine in combination with NSAID's: a randomised study comparing analgesia, antinociception and

- gastrointestinal effects. *Journal of International Association for The Study of Pain* [internet]. 2000 [cited 2013 Dec 10]; 91: 23-31.
15. Floris S, Piras B, Orru M, Silvetti E, Tusconi A, Melis F, Tuveri M, Piga M. Efficacy of intravenous tramadol treatment for reducing pain during office diagnostic hysteroscopy. *Journal of American Society for Reproductive Medicine* [internet]. 2007 [cited 2013 Dec 10]; 87:147.
 16. Boyer EW. Management of Opioid Analgesic Overdose. *The New England Journal of Medicine* [internet]. 2012 [cited 2013 Dec 10];367:146-55.
 17. El-Gaafarawi II. Biochemical Toxicity Induced by Tramadol Administration in Male Rats. *The Egyptian Journal of Hospital Medicine* [internet]. 2006 [cited 2013 Dec 10]; 23:353-362.
 18. Ultram (tramadol hydrochloride) [internet]. c2010 [cited 2013 Dec 10]. Available from <http://www.rxlist.com/ultram-drug.htm>
 19. Tramadol Injection [internet]. c2010 [cited 2013 Dec 10]. Available from <http://www.healthbiotech.in/tramadol-injection.html>
 20. Kahn LH, Aldelfer RJ, Graham DJ. Seizures Reported With Tramadol. *The Journal of The American Medical Association* [internet]. 1997 [cited 2013 Dec 10]; 278: 1661
 21. Tramadol [internet]. c2010 [cited 2013 Dec 10]. Available from <http://pubchem.ncbi.nlm.nih.gov/summary/summary.cgi?cid=33741#x395>

22. Tramadol [internet]. c2010 [cited 2013 Dec 10]. Available from <http://www.drugs.com/tramadol.html>
23. Toradol (ketorolac tromethamine) [internet]. c2010 [cited 2013 Dec 10]. Available from <http://www.rxlist.com/toradol-drug.htm>
24. Soenarjo, Jatmiko HD. Anestesiologi edisi kedua. Semarang : Perhimpunan Dokter Spesialis Anestesi dan Terapi Intensif (Perdatin) Cabang Jawa Tengah; 2013
25. Blais V, Zhang J. In Altering the Release of Glucocorticoids, Ketorolac Exacerbates the Effects of Systemic Immune Stimuli on Expression of Proinflammatory Genes in the Brain. *Journal of The Endocrine Society* [internet]. 2002 [cited 2013 Dec 10]; 143(12):4820–4827
26. Medscape. Ketorolac-toradol [internet]. C2011 [cited 2013 Dec 11]. Available from <http://reference.medscape.com/drug/ketorolac-343292#10>
27. WHO Analgesic Ladder [internet]. 2010 [cited 2013 Dec 10]. Available from <http://www.paincommunitycentre.org/article/who-analgesic-ladder-0>
28. Dafny N. Pain Modulation and Mechanism [internet]. c2010 [cited 2013 Dec 10]. Available from <http://neuroscience.uth.tmc.edu/s2/chapter08.html>
29. Clarke AC. Interactive Neurostimulation with the InterX device Pain relief [internet]. c2012 [cited 2013 Dec 10]. Available from <http://interxclinic.com/how-does-it-work/>




30. Liechty RD, Soper RT. Fundamentals of Surgery 6th edition. United States of America : Mosby; 1989
31. Phases of wound healing [internet]. c2013 [cited 2013 Dec 10]. Available from <http://www.medicaledu.com/phases.htm>
32. Brunicaardi FC, Andersen DK, Billiar TR, Dunn DL, Hunter JG, Matthews JB, Pollock RE. Schwartz's Principles of Surgery 9th edition. United states of America : McGraw-Hill Companies; 2010
33. Merchandeti M. Wound Healing and Repair. C2013 [cited 2013 Dec 10]. Available from <http://emedicine.medscape.com/article/1298129-overview#aw2aab6b4>
34. Norton JA, Bollinger RR, Chang AE, Lowry SF, Mulvihill SJ, Pass HI, Thompson RW. Surgery Basic Science and Clinical Evidence. New York : Springer-Verlag; 2001.
35. Tortora GJ, Derrickson B. Essentials of Anatomy and Physiology 8th edition. Asia : John Wiley & Sons; 2010.
36. Sherwood, Lauralee. Introduction to Human Physiology 8th Edition. United States : Brooks/Cole, Cengage Learning; 2013
37. Shier D, Buttler J, Lewis R. Hole's Essentials of Human Anatomy and Physiology 8th Edition. New York : McGraw-Hill Higher Education; 2003

38. Ganong, William F. Review of Medical Physiology 20th edition. United states : McGraw-Hill companies; 2001
39. Andrews R. All About Cortisol [internet]. C2010 [cited 2013 Dec 10]. Available from <http://www.precisionnutrition.com/all-about-cortisol>
40. Thibodeau GA, Patton KT. The Human Body In Health and Disease 3rd edition. Massachusetts : Mosby; 2002.
41. Decherney GS, Debold CR, Jackson RV, Sheldon WR, Island DP, Orth DN. Diurnal Variation in the Response of Plasma Adrenocorticotropin and Cortisol to Intravenous Ovine Corticotropin-Releasing Hormone. The Journal of Clinical Endocrinology and Metabolism [internet]. 1985 [cited 2013 Des 10]; 61(2):273-9
42. incision [internet]. 2009 [cited 2014 Jun 17]. Available from <http://surgery.about.com/od/glossaryofsurgicalterms/g/IncisionIncision.htm>
43. postoperative incision management. 2014 [cited 2014 Jun 17]. Available from <http://www.wounds-uk.com/made-easy/postoperative-incision-management>
44. Naja SN, Haythornthwaite JA. Combination Therapy for Neuropathic Pain — Which Drugs, Which Combination, Which Patients? The New England Journal of Medicine [internet]. 2005 [cited 2013 Dec 10]; 352:1373-1375.
45. Sastroasmoro S, Ismael S. Dasar-dasar Metodologi Penelitian Klinis edisi ke-4. Jakarta : Sagung Seto;2011.

46. Kirk R. Experimental Design. 2010 [cited 2014 Jun 17]. Available from http://www.corwin.com/upm-data/29173_Millsap___Chapter_2.pdf
47. World Health Organization (WHO). General Guidelines for Methodologies on Research and Evaluation of Traditional Medicine [internet]. [cited 2013 Dec 11]. Geneva : WHO;2001.
48. Dahlan S. Statistik Untuk Kedokteran dan Kesehatan. Jakarta : Salemba Medika; 2013
49. Seo YJ. The Effects of Preemptive Analgesia of Morphine and Ketorolac on Postoperative Pain, Cortisol, O₂ Saturation and Heart Rate. Journal Korean Academy Nursery [internet]. 2008 [cited 2014 June 10]; 38(5):720-729
50. Martins TL. Comparison of the effects of tramadol, codeine, and ketoprofen alone or in combination on postoperative pain and on concentrations of blood glucose, serum cortisol, and serum interleukin-6 in dogs undergoing maxillectomy or mandibulectomy. American Journal of Veterinary Research [internet]. 2010 [cited 2014 June 10]; 71(9):1019-1026
51. Gopalraju P. Comparative study of intravenous Tramadol versus Ketorolac for preventing postoperative pain after third molar surgery - A prospective randomized study. Journal of Cranio-Maxillofacial Surgery [internet]. 2013 [cited 2014 June 10]; 42(5):629-633

LAMPIRAN

LAMPIRAN 1. ETHICAL CLEARANCE

	<p>KOMISI ETIK PENELITIAN KESEHATAN (KEPK) FAKULTAS KEDOKTERAN UNIVERSITAS DIPONEGORO DAN RSUP dr KARIADI SEMARANG Sekretariat : Kantor Dekanat FK Undip Lt.3 Jl. Dr. Soetomo 18. Semarang Telp.024-8311523/Fax. 024-8446905</p>	
<p>ETHICAL CLEARANCE No.365 /EC/FK-RSDK/2014</p>		
<p>Komisi Etik Penelitian Kesehatan Fakultas Kedokteran Universitas Diponegoro- RSUP. Dr. Kariadi Semarang, setelah membaca dan menelaah USULAN Penelitian dengan judul :</p>		
<p>PENGARUH PEMBERIAN TRAMADOL DAN KETOROLAK TERHADAP KADAR KORTISOL PLASMA TIKUS WISTAR YANG MENGALAMI INSISI</p>		
Peneliti Utama	:	Alan Anderson Bangun
Pembimbing	:	dr. Witjaksono, M.Kes, Sp.An(K)
Penelitian	:	Dilaksanakan di Laboratorium Gizi Pusat Studi Pangan dan Gizi Universitas Gadjah Mada Yogyakarta.
<p>Setuju untuk dilaksanakan, dengan memperhatikan prinsip-prinsip yang dinyatakan dalam Deklarasi Helsinki 1975, yang diamended di Seoul 2008 dan Pedoman Nasional Etik Penelitian Kesehatan (PNEPK) Departemen Kesehatan RI 2011</p>		
<p>Pada laporan akhir peneliti harus melampirkan cara pemeliharaan & dekapitasi hewan coba dan melaporkan ke KEPK bahwa penelitian sudah selesai di lampiri Abstrak Penelitian.</p>		
<p>Semarang, 11 JUN 2014</p>		
<p>Komisi Etik Penelitian Kesehatan Fakultas Kedokteran Undip-RSUP Dr. Kariadi Ketua,</p>		
		
<p>Prof. Dr. dr. Suprihati, M.Sc, Sp.THT-KL(K) NIP. 19500621197703 2 001</p>		

LAMPIRAN 2. SURAT IJIN PENELITIAN UNNES



**KEMENTERIAN PENDIDIKAN DAN KEBUDAYAAN
UNIVERSITAS NEGERI SEMARANG
FAKULTAS MATEMATIKA DAN ILMU PENGETAHUAN ALAM
JURUSAN BIOLOGI**

Gedung D6 Lt.1 Kampus Sekaran Gunungpati Semarang (50229)TU (024) 8508033
Website : <http://mipa.unnes.ac.id> , Email : biologi@unnes.ac.id

SURAT KETERANGAN

No. /UN.37.1.4.5/PP/2014

Yang bertanda tangan di bawah ini, Ketua Jurusan Biologi FMIPA Universitas Negeri Semarang menerangkan bahwa mahasiswa berikut :

Nama : Alan Anderson Bangun
NIM : 22010110120053
Fakultas / Instansi : Kedokteran / UNDIP Semarang
Judul : Pengaruh Pemberian Ketorolax dan tramadol terhadap Kadar Kortisol Plasma Tikus Wistar yang Mengalami Insisi

telah melakukan penelitian di Laboratorium Jurusan Biologi FMIPA Universitas Negeri Semarang pada bulan Mei 2014.

Demikian Surat Keterangan ini kami buat untuk dapat digunakan sebagaimana perlunya.

Semarang, 30 Mei 2014

Mengetahui
Ketua Jurusan Biologi FMIPA UNNES



Andin Irsadi, S.Pd, M.Si
NIP. 19740310200003.1001

Kepala Laboratorium

Dra. Lina Herlina, M.Si
NIP. 19670207.199203.2001

LAMPIRAN 3. SURAT IJIN PENELITIAN UGM



UNIVERSITAS GADJAH MADA
PUSAT STUDI PANGAN DAN GIZI

SURAT KETERANGAN
No. : PSPG – UGM/01/SK/VI/2014

Yang bertanda tangan di bawah ini, Kepala Pusat Studi Pangan dan Gizi Universitas Gadjah Mada menerangkan bahwa mahasiswa berikut :

Nama	: Alan Anderson Bangun
NIM	: 22010110110053
Fakultas/Institut	: Kedokteran/UNDIP Semarang
Judul	: Pengaruh Pemberian Tramadol dan Ketorolak terhadap Kadar Kortisol Plasma Tikus Wistar yang Mengalami Insisi

Telah melakukan penelitian di Laboratorium Gizi (Hewan Coba) di Pusat Studi Pangan dan Gizi Universitas Gadjah Mada pada 26 Mei s/d 25 Juni 2014

Demikian Surat Keterangan ini kami buat untuk dapat digunakan sebagaimana perlunya.

Yogyakarta, 26 Juni 2014

Mengetahui, Kepala Pusat Studi Pangan dan Gizi - UGM	an. Kepala/Teknisi, Laboratorium Gizi PSPG - UGM
 Prof. Dr. Ir. Umar Santoso, MSc. NIP. 195902171985031002	 Yuli Yanto NIP. 197007162007011003

Gedung PAU Universitas Gadjah Mada
Jl. Teknika Utara, Berek, Yogyakarta 55281
Telp. (0274) 6492282, 589242 Fax. (0274) 589242
E-mail: cfns@ugm.ac.id; Website: www.cfns.ugm.ac.id

LAMPIRAN 4. HASIL PENELITIAN

Report

 25.10
 ZN-320

Date: 06/12/2014

Time: 12:40:32

Well	A1	A2	A3	A4	A5	A6	A7	A8	A9	A10	A11	A12
Program	undip	undip	undip	undip	undip	undip						
Sample	001	009	017	025	033	041						
Abs	1.394	1.461	1.345	1.238	0.548	0.533						
QTA	1.394	1.461	1.345	1.238	0.548	0.533						
QLA	Pos+	Pos+	Pos+	Pos+	Neg-	Neg-						
Well	B1	B2	B3	B4	B5	B6	B7	B8	B9	B10	B11	B12
Program	undip	undip	undip	undip	undip	undip						
Sample	002	010	018	026	034	042						
Abs	1.190	1.111	0.990	0.863	0.705	0.582						
QTA	1.190	1.111	0.990	0.863	0.705	0.582						
QLA	Pos+	Pos+	Neg-	Neg-	Neg-	Neg-						
Well	C1	C2	C3	C4	C5	C6	C7	C8	C9	C10	C11	C12
Program	undip	undip	undip	undip	undip	undip						
Sample	003	011	019	027	035	043						
Abs	0.912	0.758	0.728	0.807	0.560	0.545						
QTA	0.912	0.758	0.728	0.807	0.560	0.545						
QLA	Neg-	Neg-	Neg-	Neg-	Neg-	Neg-						
Well	D1	D2	D3	D4	D5	D6	D7	D8	D9	D10	D11	
Program	undip	undip	undip	undip	undip	undip						
Sample	004	012	020	028	036	044						
Abs	0.702	0.714	0.778	0.678	0.749	0.745						
QTA	0.702	0.714	0.778	0.678	0.749	0.745						
QLA	Neg-	Neg-	Neg-	Neg-	Neg-	Neg-						
Well	E1	E2	E3	E4	E5	E6	E7	E8	E9	E10	E11	E12
Program	undip	undip	undip	undip	undip	undip						
Sample	005	013	021	029	037	045						
Abs	0.456	0.487	0.648	0.553	0.625	0.652						
QTA	0.456	0.487	0.648	0.553	0.625	0.652						
QLA	Neg-	Neg-	Neg-	Neg-	Neg-	Neg-						
Well	F1	F2	F3	F4	F5	F6	F7	F8	F9	F10	F11	F12
Program	undip	undip	undip	undip	undip	undip						
Sample	006	014	022	030	038	046						
Abs	0.359	0.314	0.874	0.830	0.390	0.370						
QTA	0.359	0.314	0.874	0.830	0.390	0.370						
QLA	Neg-	Neg-	Neg-	Neg-	Neg-	Neg-						
Well	G1	G2	G3	G4	G5	G6	G7	G8	G9	G10	G11	G12
Program	undip	undip	undip	undip	undip	undip						
Sample	007	015	023	031	039	047						
Abs	0.249	0.223	1.118	1.025	0.534	0.516						
QTA	0.249	0.223	1.118	1.025	0.534	0.516						
QLA	Neg-	Neg-	Pos+	Pos+	Neg-	Neg-						
Well	H1	H2	H3	H4	H5	H6	H7	H8	H9	H10	H11	H12
Program	undip	undip	undip	undip	undip	undip						
Sample	008	016	024	032	040	048						
Abs	1.252	1.229	0.836	0.815	0.504	0.470						
QTA	1.252	1.229	0.836	0.815	0.504	0.470						
QLA	Pos+	Pos+	Neg-	Neg-	Neg-	Neg-						

Operator:

Checker:

Print date: 06/12/2014

LAMPIRAN 5. HASIL ANALISIS STATISTIK

Eksplora

Kelompok

Descriptives

		analgetik	Statistic	Std. Error	
kortisol	Ketorolac	Mean	93.46700	7.381337	
		95% Confidence Interval for Mean	Lower Bound	72.97312	
			Upper Bound	113.96088	
		5% Trimmed Mean		94.04978	
		Median		98.74400	
		Variance		272.421	
		Std. Deviation		16.505171	
		Minimum		66.708	
		Maximum		109.736	
		Range		43.028	
		Interquartile Range		27.325	
		Skewness		-1.311	.913
		Kurtosis		1.915	2.000
		tramadol	Mean		106.82220
	95% Confidence Interval for Mean		Lower Bound	98.99918	
			Upper Bound	114.64522	
	5% Trimmed Mean			107.01139	
	Median			109.42500	
	Variance			39.695	
	Std. Deviation			6.300436	
	Minimum			97.425	
	Maximum			112.814	
Range			15.389		
Interquartile Range		11.401			
Skewness		-.939	.913		

		Kurtosis		-.434	2.000
--	--	----------	--	-------	-------

Case Processing Summary

analgetik		Cases					
		Valid		Missing		Total	
		N	Percent	N	Percent	N	Percent
kortisol	ketorolac	5	100.0%	0	0.0%	5	100.0%
	tramadol	5	100.0%	0	0.0%	5	100.0%

Tests of Normality

analgetik		Kolmogorov-Smirnov ^a			Shapiro-Wilk		
		Statistic	df	Sig.	Statistic	df	Sig.
kortisol	ketorolac	.225	5	.200*	.905	5	.438
	tramadol	.260	5	.200*	.910	5	.465

*. This is a lower bound of the true significance.

a. Lilliefors Significance Correction

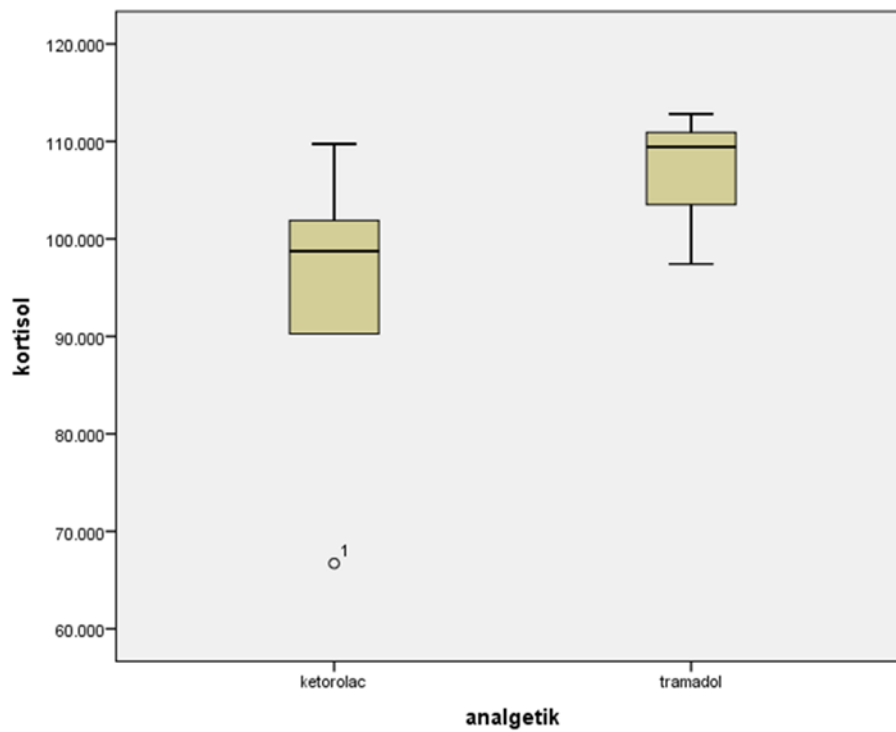
Group Statistics

analgetik		N	Mean	Std. Deviation	Std. Error Mean
kortisol	ketorolac	5	93.46700	16.505171	7.381337
	tramadol	5	106.82220	6.300436	2.817641

T-Test

Independent Samples Test

		Levene's Test for Equality of Variances		t-test for Equality of Means						
		F	Sig.	t	df	Sig. (2-tailed)	Mean Difference	Std. Error Difference	95% Confidence Interval of the Difference	
									Lower	Upper
kortisol	Equal variances assumed	2.377	.162	1.690	8	.129	13.355200	7.900837	31.574564	4.864164
	Equal variances not assumed			1.690	5.141	.150	13.355200	7.900837	33.498005	6.787605



LAMPIRAN 6. DOKUMENTASI

1. Tikus Wistar Jantan



2. Insisi Tikus wistar



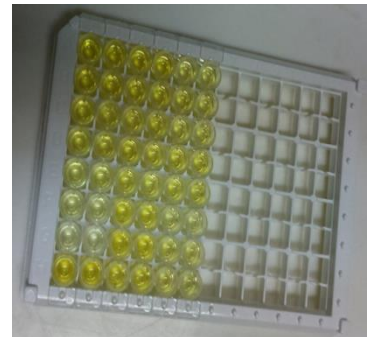
3. Sampel Serum Darah



4. Kortisol Kit



5. Pengukuran Kadar Kortisol Dengan Metode ELISA



6. Pembacaan Hasil Dengan Spektrofotometer



LAMPIRAN 7. DAFTAR RIWAYAT HIDUP

Identitas

Nama : Alan Anderson Bangun
 NIM : 22010110120053
 Tempat/tanggal lahir : Jambi, 9 April 1992
 Jenis kelamin : Laki-laki
 Alamat : Nyutran, Jl. Tohpati MG II/1752, Yogyakarta.
 Nomor Telpon : (0274) 412125
 Nomor HP : 085729632000
 Email : andersonalanb@gmail.com

Riwayat Pendidikan Formal

- | | | | |
|------------------------|--|-------------|--------|
| 1. SD | : SD Marsudirini Yogyakarta | Lulus Tahun | : 2004 |
| 2. SMP | : SMP Maria Immaculata Yogyakarta | Lulus Tahun | : 2007 |
| 3. SMA | : SMA Kolese John de Britto Yogyakarta | Lulus Tahun | : 2010 |
| 4. Fakultas Kedokteran | UNDIP | Masuk Tahun | : 2010 |

Riwayat Keanggotaan Organisasi

- | | | |
|---|-------|-----------|
| 1. Staf BEM Bidang Ekonomi, Usaha dan Investasi | Tahun | 2011/2012 |
| 2. Fasilitator Penerimaan Mahasiswa Baru | Tahun | 2011 |

3. Seksi konsumsi Seminar Sex,Love, and Dating Tahun 2011
4. Bendahara Retreat PMK Kedokteran Tahun 2012
5. Sie Acara Scientific Fair Tahun 2012
6. Koordinator PMK Kedokteran Undip Bidang KTB Tahun 2012/2013
7. Koordinator AMSA UNDIP Bidang Sosial dan Seni Tahun 2012/2013
8. Delegasi Asian Medical Student Association Exchange Program to Taiwan 2012
9. Tim Kreatif Porseni Fakultas Kedokteran UNDIP Tahun 2013
10. Seksi Dana Usaha Kemah Bakti Tahun 2013