

DAFTAR PUSTAKA

1. Cameron AJ, Shaw JE, Zimmet PZ. The Metabolic Syndrome: Prevalence in Worldwide Population. *Endocrinol Metab Clin N. Am.* 2004;33:351-75.
2. Ford ES. Prevalence of Metabolic Syndrome un US Populations. *Endocrinol Metab Clin N Am.* 2004;33:333-50.
3. Grundy S. Diagnosis and Management of the Metabolic Syndrome. An American Heart Association/National Heart, Lung, and Blood Institute Scientific Statement. Executive Summary. AHA 2005. [cited 2010 January 5] Available from: <http://circ.ahajournals.org/cgi/content/full/circulationaha>
4. Executive summary of the third report on National Cholesterol Education Program (NCEP) Expert Panel on Detection Evaluation and Treatment of High Blood Cholesterol in Adults (Adult Treatment Panel III). *JAMA* 2001;285:2486-97.
5. World Health Organization. Definition, diagnosis and classification of diabetes mellitus and its complication. Part I: Diagnosis and classification of diabetes mellitus. Geneva: World Health Organization; 1999.
6. Marques-Vidal P, Mazoyer E, Bongard V, Gourdy P, Ruidavets JB, Drouet L, Ferrieres J. Prevalence of Insulin Resistance Syndrome in Southwestern France and its Relationship with Inflammatory and Homeostatic Marker. *Diabetes Care.* 2002;25:1371-7.
7. Tan CE, Stefan MA, Wai D, Chew SK, Tai ES. Can We Apply The National Education Cholesterol Program Adult Treatment Panel Defianion of The Metabolic Syndrome to Asians?. *Diabetes Care* 2004;27:1182-1186.

8. Suastika K, Aryana IGPS, Saraswati IMR, Gotera W, Budhiarta AAG, Dwi Sutenagara IN, Kajiwaru N, Taniguchi H, Tsutau A, Sakaue M. An Epidemiology Study of Metabolic Syndrome In Rural Population, Bali. J ASEAN Fed of Endocrinol Soc 2003;21:107.
9. Herman A, Adam JMF, Sanusi H, Sambo AP. Waist circumference as a screening approach of metabolic syndrome in men. Singapore: The 12th Congress of the ASEAN Federation of Endocrine Societies; 2003.
10. Wiyoto. Gangguan Fungsi Kognitif Pada Stroke in Pendidikan Kedokteran Berkelanjutan. Surabaya: Bag ilmu penyakit saraf fak kedokteran UNAIR; 2002.
11. Yaffe K, Lindquist K, Penninx BW. Inflammatory markers and cognition in well-functioning African- American and white elders. Neurology 2003;61 76-80.
12. McGeer EG, McGeer PL. Brain inflammation in Alzheimer disease and the therapeutic implications. Curr Pharm Des. 1999;5:821-36.
13. Zandi PP, Anthony JC, Hayden KM, Mehta K, Mayer L, Breitner JC. Reduced incidence of AD with NSAID but not H2 receptor antagonists: the Cache County Study. Neurology 2002;59:880-6.
14. Grundy SM. Inflammation, hypertension, and the metabolic syndrome. JAMA 2003;290:3000-2.
15. Akbaraly TN, Kivimaki M, Shipley MJ, Tabak AG, Jokela M, Virtanen M, Marmot MG, et al. Metabolic syndrome over 10 years and cognitive functioning in late mid life: The Whitehall II study. Diabetes Care 2010 Jan;33(1):84-9.

16. Yaffe K, Haan M, Blackwell T, Cherkasova E, Whitmer RA, West N. Metabolic syndrome and cognitive decline in elderly Latinos: findings from the Sacramento Area Latino Study of Aging study. *J Am Geriatr Soc*. 2007;55(5):758-62.
17. Komulainen P, Lakka TA, Kivipelto M, Hassinen M, Helkala EL, Haapala I, Nissinen A, Rauramaa R. Metabolic syndrome and cognitive function: a population-based follow-up study in elderly women. *Dementia And Geriatric Cognitive Disorders* 2007;23(1):29-34.
18. Gatto NM, Henderson VW, St. John JA, McCleary C, Hodis HN, Mack WJ. Metabolic Syndrome and Cognitive Function in Healthy Middle-Aged and Older Adults without Diabetes. *Aging, Neuropsychol Cog* 2008;15:627-41.
19. Executive Summary of The Third Report of The National Cholesterol Education Program (NCEP) Expert Panel on Detection, Evaluation, And Treatment of High Blood Cholesterol In Adults (Adult Treatment Panel III). *JAMA* 2001;285:2486-97.
20. World Health Organization. Definition. Diagnosis and classification of diabetes mellitus and its complication. Part I: Diagnosis and classification of diabetes mellitus. Geneva: World Health Organization; 1999.
21. American Diabetes Association. Consensus Development Conference in Insulin Resistance. *Diabetes Care* 1999;21:310-4.
22. Groop LC, Orho-Meleander M. The Dysmetabolic Syndrome. *J Intern Med*. 2001;250:105-20.
23. Reaven G. Role of Insulin Resistance in Human Disease. *Diabetes* 1998;37:1595-67.

24. Das UN. Is Metabolic Syndrome X an Inflammatory Condition ? Minireview. *Exp Biol Med.* 2002;227:989-97.
25. Ford ES, Giles WH, Dietz WH. Prevalence Of The Metabolic Syndrome Among US Adults. Findings from the third National Health and Nutrition Examination Survey. *JAMA* 2002;287:356-9.
26. WHO Collaborating Centre for the Epidemiology of Diabetes Mellitus and Health Promotion for Non Communicable Disease. The Asia Pacific Perspective: Redifining Obesity and Its Treatment. Melbourne: Health Communications Australia; 2000.
27. Fergenbaum, Jenifer H. Vascular and Metabolic Risk Factors, Carotid Atherosclerosis and Vascular Cognitive Impairment in a First Nations Population. Toronto: University of Toronto; 2009.
28. Grundy SM, James IC, Stephen RD, Karen AD, Robert HE, Barry AF, et al. Diagnosis and Management of the Metabolic Syndrome. An America Heart Association/ National Heart, Lung, and Blood Institute Scientific Statement. *Circulation* 2005;112(17):2735–2752.
29. Lezak MD. Neuropsychological assessment. 3rd ed. New York : Oxford University Press;1995:20-30.
30. Lumbantobing SM. Kecerdasan pada usia lanjut dan demensia. Jakarta: Balai Penerbit FKUI;1997:1-43.
31. Purba JS. Demensia dan Penyakit Alzhiemer. Jakarta: Balai Penerbit FKUI; 2002:1-20.
32. Dahlan P. Pemeriksaan neuropsikologi pada demensia. *Berkala Nuero Sains.* 1999;1: 43-7.

33. Setyopranoto I, Lamsudin R. Kesepakatan Penilaian Mini Mental State Examination (MMSE) pada Penderita Stroke Iskemik Akut di RSUP Dr. Sardjito Yogyakarta. *Berkala Neuro Sains* 1999;1:69-72.
34. Folstein MF, Rosa MC, James CA, Susan S. Population based norm for the mini mental state examination by age and educational level. *JAMA* 1993;269:2386-91.
35. Ridker PM, Buring JE, Cook NR, Rifai N. Creactive protein, the metabolic syndrome, and risk of incident cardiovascular events: an 8-year follow-up of 719 initially healthy American women. *Circulation* 2003;107:391-397
36. Lamsudin R. Demensia Vaskuler. *Berkala Neuro Sains* 1999;1:1-10.
37. Tso MOM, Jampol LM. Pathophysiology of hypertensive retinopathy. *Ophthalmology* 1982;89:1132-45.
38. Dey J, Misra A, Desai NG, Mahapatra AK, Padma MV. Cognitive function in younger type II diabetes. *Diabetes Care* 1997;20:32–5.
39. Wong TY, Mitchell P. Hypertensive Retinopathy. *N Engl J Med* 2004;351:2310-7.
40. Selvin E. Glycated hemoglobin, diabetes, and cardiovascular risk in nondiabetic adults. *N Engl J Med* 2010;362:800-11.
41. Barclay L. HbA1c May Be Useful for Diabetes Screening, Diagnosis in Routine Clinical Practice. *Medcape Medical News*. 2010. [cited 2010 January 5] Available from URL: <http://www.medscape.net/article/12501/>



**KOMISI ETIK PENELITIAN KESEHATAN (KEPK)
FAKULTAS KEDOKTERAN UNIVERSITAS DIPONEGORO
DAN RS dr KARIADI SEMARANG**
Sekretariat : Kantor Dekanat FK Undip Lt.3
Jl. Dr. Soetomo 18, Semarang
Telp.024-8311523/Fax. 024-8446905



ETHICAL CLEARANCE
No.74 /EC/FK/RSDK/2010

Komisi Etik Penelitian Kesehatan Fakultas Kedokteran Universitas Diponegoro/RSUP. Dr. Kariadi Semarang, setelah membaca dan menelaah USULAN Penelitian dengan judul :

**FAKTOR FAKTOR YANG BERPENGARUH TERHADAP GANGGUAN FUNGSI
KOGNITIF PADA PENDERITA SINDROMA METABOLIK**

Peneliti Utama : dr. Saunderajen
Pembimbing : 1. dr. Dani Rahmawati, Sp.S(K)
2. dr. Heri Nugroho, Sp.PD-KEMD
Penelitian : Dilaksanakan di RSUP Dr.Kariadi Semarang.

Setuju untuk dilaksanakan, dengan memperhatikan prinsip-prinsip yang dinyatakan dalam Deklarasi Helsinki 1975, dan Pedoman Nasional Etik Penelitian Kesehatan (PNEPK) Departemen Kesehatan RI 2004

Peneliti harus melampirkan 2 kopi lembar Informed consent yang telah disetujui dan ditandatangani oleh peserta penelitian pada laporan penelitian.

Semarang, 16 Agustus 2010

Fakultas Kedokteran Undip
Kantor Dekanat
Jl. Dr. Soetomo 18, Semarang
NIP.19450802 197306 1 001

Komis Etik Penelitian Kesehatan
Fakultas Kedokteran Undip/RS. Dr. Kariadi
Semarang
Prof. Dr. dr. Tjahjono, Sp PA(K),FIAC
NIP.19450514 197308 1 001

Lampiran

**DAFTAR PERTANYAAN DAN PEMERIKSAAN
PENELITIAN FAKTOR-FAKTOR YANG BERHUBUNGAN TERHADAP
GANGGUAN KOGNITIF PADA PENDERITA SINDROMA METABOLIK**

Tanggal pengisian:

DAFTAR PERTANYAAN DAN PEMERIKSAAN

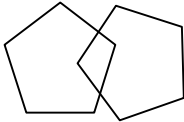
No	PERTANYAAN	JAWABAN
	IDENTITAS	
1.	No. Penelitian :	<input type="text"/>
2.	Nama :	<input type="text"/>
3.	No. CM :	<input type="text"/>
4.	Jenis Kelamin : 1. Laki-laki 2. Perempuan	<input type="checkbox"/>
5.	Umur : tahun	<input type="text"/>
6.	Status :	
7.	Alamat :	
8.	Pendidikan : 1 : Tamat SD 2 : Tamat SLTP 3 : Tamat SLTA 4 : Tamat akademi 5 : Tamat Perguruan Tinggi	<input type="checkbox"/>
9.	Pekerjaan : 1 : Tidak bekerja 2 : Buruh/pekerja kasar 3 : Guru 4 : Administrasi 5 : Wiraswasta 6 : Pegawai/karyawan 7 : Pensiunan PNS	

ANAMNESIS	
10.	Keluhan Utama :
11	<p>Riwayat Penyakit Dahulu</p> <p><u>Darah tinggi</u></p> <p>1. Ya Lamanya, a. < 5 th b. 5 – 10 th c. > 10 th</p> <p>2. Tidak</p> <p>3. Tidak tahu</p> <p>Kontrol: 1. Teratur 2. Tidak teratur</p> <p>Obat yang rutin diminum:</p> <p><u>Diabetes Mellitus (kencing manis)</u></p> <p>1. Ya</p> <p>2. Tidak</p> <p>3. Tidak tahu</p> <p>Kontrol: 1. Teratur 2. Tidak teratur</p> <p>Obat yang rutin diminum:</p> <p><u>Kolesterol</u></p> <p>1. Ya</p> <p>2. Tidak</p> <p>3. Tidak tahu</p> <p>Kontrol: 1. Teratur 2. Tidak Teratur</p> <p>Obat yang rutin diminum :</p>

	<u>Kelainan SSP:</u>	
	Riwayat Parkinson	<ul style="list-style-type: none"> • Langkah kecil-kecil • Sulit bangun dari duduk • Tangan sering gemetar, terutama waktu istirahat. • Sering mudah terjatuh
	Riwayat tumor otak	<ul style="list-style-type: none"> • Nyeri kepala hebat sampai muntah
	Penyandang epilepsi	<ul style="list-style-type: none"> • Kejang berulang, bengong
	Infeksi SSP	<ul style="list-style-type: none"> • Demam dan kaku kuduk
	Depresi/ansietas	<ul style="list-style-type: none"> • Sulit tidur dan cemas
	Stroke	<ul style="list-style-type: none"> • Lumpuh, pelo mendadak
	Riwayat trama kepala	<ul style="list-style-type: none"> • Jatuh terbentur di kepala
	Riwayat gangguan psikiatri	<ul style="list-style-type: none"> • Mendengar suara-suara yang orang lain tidak dengar
	Riwayat pemakaian obat yang mempengaruhi SSP	<ul style="list-style-type: none"> • Riwayat menggunakan obat tidur, penenang
12.	Riwayat Keluarga	
	Diabetes Melitus	ada/tidak
	Hipertensi	ada/tidak
	Stroke	ada/tidak
	Penyakit Jantung	ada/tidak
	Obesitas	ada/tidak
13	Pemeriksaan Fisik	
	Keadaan umum
	Tekanan darah	sistolik: mmHg diastolik: mmHg
	Nadi x/menit
	Respirasi x/menit

	Temperatur	°C	
14	Antropometri		
	Berat badan	kg	
	Tinggi badan	cm	
	Indeks massa tubuh	kg/m ²	
	Lingkar pinggang	cm	
	Lingkar panggul	cm	
	Rasio lingkar pinggang-panggul		
15	Laboratorium		
.	Gula darah puasa	mg%	
	GD2 PP	mg%	
	HbA ₁ C	mg%	
	Trigliserida	mg%	
	HDL	mg%	
	LDL	mg%	
	Kolesterol total	mg%	
16	Status neurologis		
	Gangguan Nervi.craniales		
	Gangguan motorik		
	Gangguan sensorik		
	Gangguan vegetative		
17.	Pemeriksaan funduscopy:		
	Retinopati hipertensi:	Arteriosklerosis:	
	Grade I	Grade I	
	Grade II	Grade II	
	Grade III	Grade III	

STATUS MINI MENTAL
Mini Mental State Examination (MMSE)

No.	Tes	Nilai maks	Nilai
	ORIENTASI		
1	Sekarang (tahun), (bulan), (tanggal), hari apa, musim ?	5	
2	Kita berada di mana? (negara), (propinsi), (kota), (alamat klinik), (lantai/kamar)	5	
	REGISTRASI		
3	Sebutkan 3 buah nama benda (Apel, Meja, Koin)	3	
	ATENSI DAN KALKULASI		
4	Kurangi 100 dengan 7. Atau disuruh mengeja terbalik kata "WAHYU"	5	
	MENGINGAT KEMBALI (RECALL)		
5	Pasien disuruh menyebut kembali 3 nama benda di atas	3	
	BAHASA		
6	Pasien disuruh menyebutkan nama pensil, buku	2	
7	Pasien disuruh mengulang kata-kata: "namun", "tanpa", "bila"	1	
8	Pasien disuruh melakukan perintah: "Ambil kertas ini dengan tangan Anda, lipatlah menjadi dua dan letakkan di lantai"	3	
9	Pasien disuruh membaca dan melakukan perintah "Pejamkanlah mata Anda"	1	
10	Pasien disuruh menulis dengan spontan	1	
11	Pasien disuruh menggambar bentuk di bawah ini 	1	
Total		30	

CLOCK DRAWING TEST (CDT)

Instruksi

1. Letakkan 1 helai kertas HVS ukuran *letter* dan pensil (tanpa penghapus) di meja
2. Minta pasien membuat jam dinding bulat ukuran besar lengkap dengan angka-angkanya
3. Bila instruksi no.2 telah selesai dikerjakan, mintalah pasien menggambar jarum jam yang menunjukkan waktu pukul “sebelas lewat sepuluh menit”

Interpretasi

Indikasi hemispasial *neglect* atau hemianopsi dipertimbangkan bila kedua jarum jam terletak di kedua belahan jam yang berbeda

Penilaian (sistem penilaian 4 angka)

Komponen yang dinilai	Nilai
Menggambar lingkaran tertutup	1
Meletakkan angka-angka dalam posisi yang benar	1
Ke-12 angka lengkap	1
Meletakkan jarum-jarum jam pada posisi yang tepat	1
Total Nilai	4

Keterangan:

1. Nilai *cut-off* bersifat subjektif
2. Gambaran dengan gangguan kontur yang hebat atau gambar yang tidak berhubungan sangat jarang dihasilkan oleh seseorang dengan kognisi yang utuh
3. Gambar yang sempurna sepertinya tidak dihasilkan oleh seseorang yang terganggu fungsi kognitifnya.

Nilai yang rendah berarti perlu evaluasi fungsi kognitif lebih lanjut.

⑦

JUDUL PENELITIAN:

**“FAKTOR YANG BERPENGARUH TERHADAP GANGGUAN FUNGSI
KOGNITIF PADA PENDERITA SINDROMA METABOLIK”**

INSTALASI PELAKSANA: **RSUP Dr. KARIADI SEMARANG**

Persetujuan setelah Penjelasan
(INFORMED CONSENT)

Berikut ini naskah yang akan dibacakan pada Responden/keluarga responden penelitian: (a.l. berisi penjelasan apa yang akan dialami oleh responden mis: diwawancara, diambil darah, tes fungsi kognitif).

Bapak/Ibu/Sdr Yth.

Anda terpilih sebagai responden penelitian yang berhubungan dengan pemeriksaan darah sebagai faktor risiko pada sindroma metabolik yang Anda/keluarga Anda alami.

Tindakan yang akan Bapak/Ibu/Saudara alami:


- Dilakukan anamnesis dan pemeriksaan fisik neurologis, dengan wawancara dan menggunakan palu refleks serta senter
- Pemeriksaan laboratorium, pengambilan darah pada
- Pemeriksaan tes fungsi kognitif

Terima kasih atas kerjasama Bapak/Ibu/Saudara.


Setelah mendengar dan memahami penjelasan penelitian, dengan ini saya menyatakan ~~SETUJU/ TIDAK SETUJU~~* untuk ikut sebagai responden penelitian.

Semarang, 07/07/ 2010


Peserta penelitian


(NY: ENANG PEMIDAH)

Saksi


(Neni)

Peneliti


(Andi Nugroho)

55

**JUDUL PENELITIAN : FAKTOR-FAKTOR YANG BERPENGARUH
TERHADAP GANGGUAN FUNGSI KOGNITIF PADA
PENDERITA SINDROMA METABOLIK**

INSTALASI PELAKSANA : RSUP Dr. KARIADI SEMARANG

**Persetujuan Setelah Penjelasan
(INFORMED CONSENT)**

Berikut ini naskah yang akan dibacakan pada Responden/keluarga responden penelitian :

(a.l. berisi penjelasan apa yang akan dialami oleh responden mis : diwawancara, diambil darah (di laboratorium), periksa neuropsikologi, pemeriksaan fundus kopi

Bapak/Ibu/Sdr Yth

Anda terpilih sebagai responden penelitian yang berhubungan dengan pemeriksaan darah sebagai faktor yang berpengaruh terhadap gangguan fungsi kognitif pada penderita sindroma metabolik

Tujuan Penelitian :

Untuk mengetahui adanya faktor-faktor yang berpengaruh terhadap gangguan fungsi kognitif pada penderita sindroma metabolik

Tindakan yang akan Bapak/Ibu/saudara alami :

- Dilakukan anamnesis dan pemeriksaan fisik neurologis, dengan wawancara dan menggunakan palu refleks serta senter, pemeriksaan laboratorium, pemeriksaan neuro psikologi, pemeriksaan funduskopi

Terima kasih atas kerjasama Bapak/Ibu/saudara.


Setelah mendengar dan memahami penjelasan penelitian, dengan ini saya menyatakan :

SETUJU / ~~TIDAK SETUJU~~


untuk ikut sebagai responden penelitian

Semarang, 24/07/2010

Peserta penelitian


(W. S. I. P.)

Saksi


(M. R. S. E. C. S.)

Peneliti


(Dr. S. S. S. S.)

Frequencies

Status pasien

	Frequency	Percent	Valid Percent	Cumulative Percent
Valid Kontrol/Pasien lama	61	100,0	100,0	100,0

Frequencies

Jenis kelamin

	Frequency	Percent	Valid Percent	Cumulative Percent
Valid Laki-laki	25	41,0	41,0	41,0
Perempuan	36	59,0	59,0	100,0
Total	61	100,0	100,0	

Descriptives

Descriptive Statistics

	N	Minimum	Maximum	Mean	Std. Deviation
Umur (tahun)	61	39	64	54,64	6,432
Valid N (listwise)	61				

Frequencies

Frequency Table

Status pernikahan

	Frequency	Percent	Valid Percent	Cumulative Percent
Valid Menikah	55	90,2	90,2	90,2
Duda/Janda	6	9,8	9,8	100,0
Total	61	100,0	100,0	

Pendidikan

	Frequency	Percent	Valid Percent	Cumulative Percent
Valid Tamat SD	6	9,8	9,8	9,8
Tamat SLTP	8	13,1	13,1	23,0
Tamat SLTA	21	34,4	34,4	57,4
Tamat D3	8	13,1	13,1	70,5
Tamat S1	18	29,5	29,5	100,0
Total	61	100,0	100,0	

Pekerjaan

	Frequency	Percent	Valid Percent	Cumulative Percent
Valid Tidak bekerja	23	37,7	37,7	37,7
Buruh	1	1,6	1,6	39,3
Guru	11	18,0	18,0	57,4
Wiraswasta	3	4,9	4,9	62,3
Pegawai	17	27,9	27,9	90,2
Pensiunan PNS	6	9,8	9,8	100,0
Total	61	100,0	100,0	

Descriptives**Descriptive Statistics**

	N	Minimum	Maximum	Mean	Std. Deviation
Sistolik (mmHg)	61	110	190	150,41	16,938
Diastolik (mmHg)	61	70	110	94,90	8,865
Valid N (listwise)	61				

Descriptives**Descriptive Statistics**

	N	Minimum	Maximum	Mean	Std. Deviation
Trigliserida (mg/dL)	61	56	545	151,93	86,749
HDL (mg/dL)	61	27	87	46,92	10,025
Valid N (listwise)	61				

Descriptives

Descriptive Statistics

	N	Minimum	Maximum	Mean	Std. Deviation
Gula darah 1 (mg/dL)	61	79	397	162,54	73,292
Valid N (listwise)	61				

Means

Report

Lingkar pinggang (cm)

Jenis kelamin	Mean	Std. Deviation	Minimum	Maximum
Laki-laki	96,52	8,337	80	113
Perempuan	90,75	7,064	76	110
Total	93,11	8,069	76	113

Frequencies

Statistics

	Kategori sistolik	Kategori diastolik	Kategori tekanan darah
N Valid	61	61	61
Missing	0	0	0

Frequency Table

Kategori sistolik

	Frequency	Percent	Valid Percent	Cumulative Percent
Valid >=130	58	95,1	95,1	95,1
< 130	3	4,9	4,9	100,0
Total	61	100,0	100,0	

Kategori diastolik

	Frequency	Percent	Valid Percent	Cumulative Percent
Valid >=85	53	86,9	86,9	86,9
< 85	8	13,1	13,1	100,0
Total	61	100,0	100,0	

Kategori tekanan darah

	Frequency	Percent	Valid Percent	Cumulative Percent
Valid Sistolik >=130 dan atau >=85	58	95,1	95,1	95,1
2,00	3	4,9	4,9	100,0
Total	61	100,0	100,0	

Frequencies**Frequency Table****Kategori sistolik**

	Frequency	Percent	Valid Percent	Cumulative Percent
Valid >=130	58	95,1	95,1	95,1
< 130	3	4,9	4,9	100,0
Total	61	100,0	100,0	

Kategori diastolik

	Frequency	Percent	Valid Percent	Cumulative Percent
Valid >=85	53	86,9	86,9	86,9
< 85	8	13,1	13,1	100,0
Total	61	100,0	100,0	

Kategori tekanan darah

	Frequency	Percent	Valid Percent	Cumulative Percent
Valid Sistolik ≥ 130 dan atau ≥ 85	58	95,1	95,1	95,1
2,00	3	4,9	4,9	100,0
Total	61	100,0	100,0	

Kategori trigliserida

	Frequency	Percent	Valid Percent	Cumulative Percent
Valid ≥ 150	24	39,3	39,3	39,3
< 150	37	60,7	60,7	100,0
Total	61	100,0	100,0	

Kategori HDL

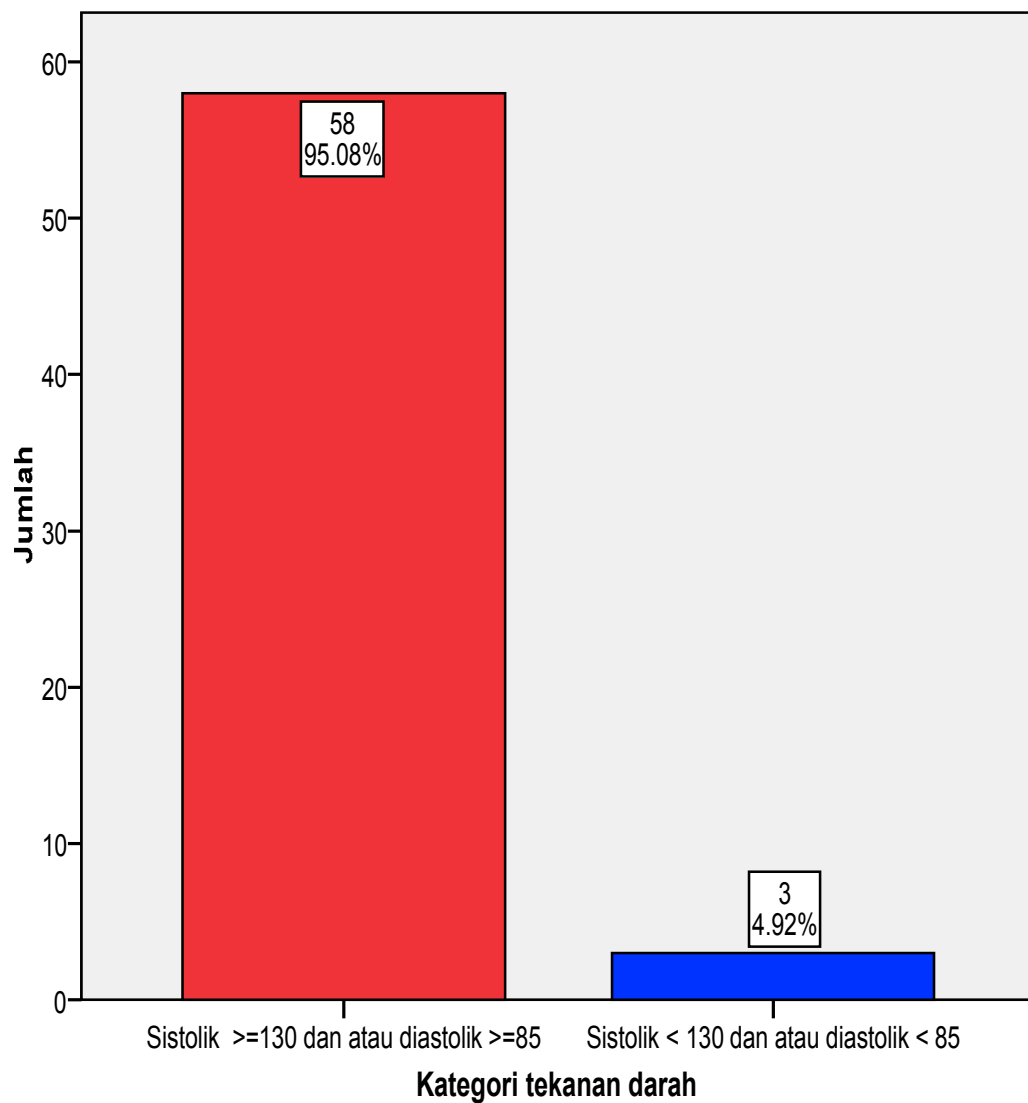
	Frequency	Percent	Valid Percent	Cumulative Percent
Valid < 40	12	19,7	19,7	19,7
≥ 40	49	80,3	80,3	100,0
Total	61	100,0	100,0	

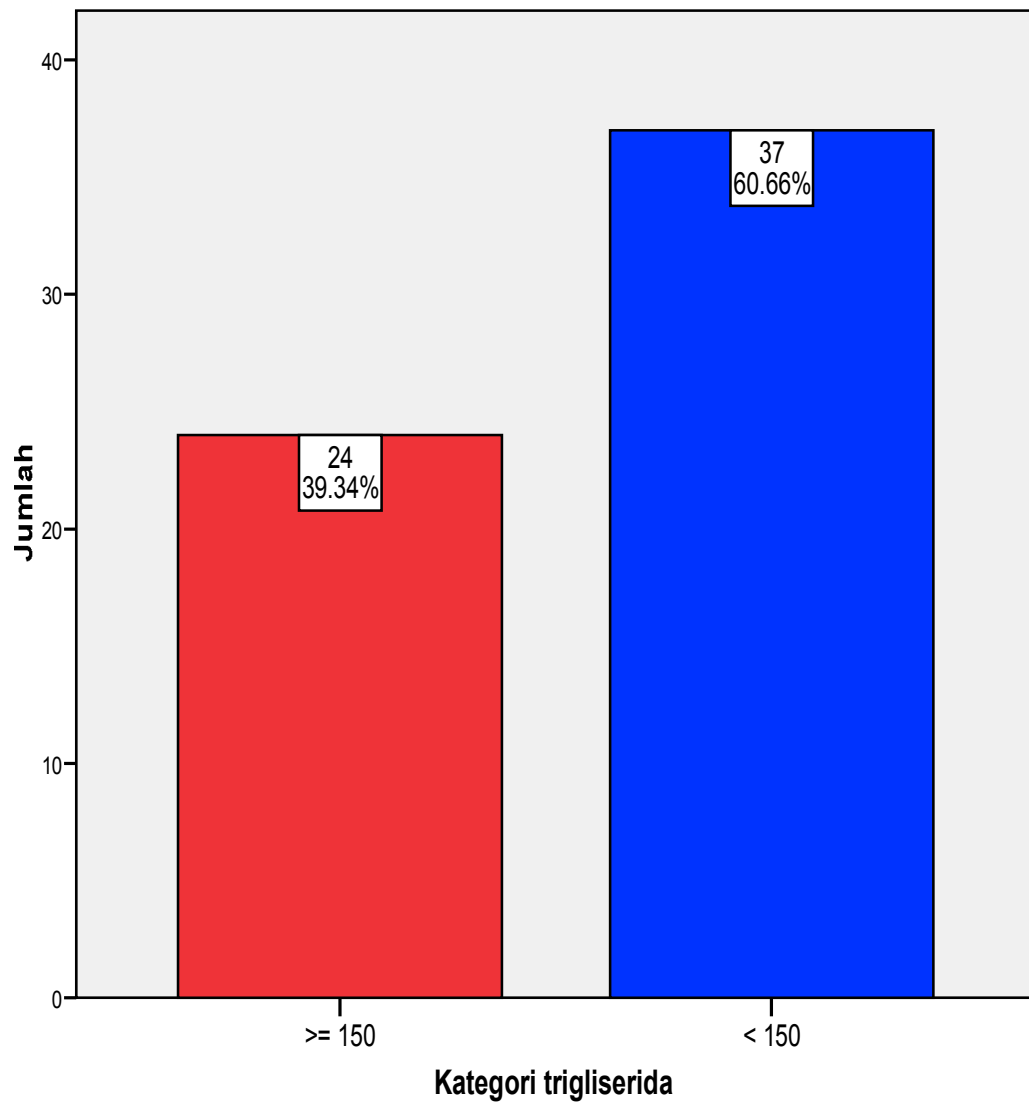
Kategori gula darah puasa

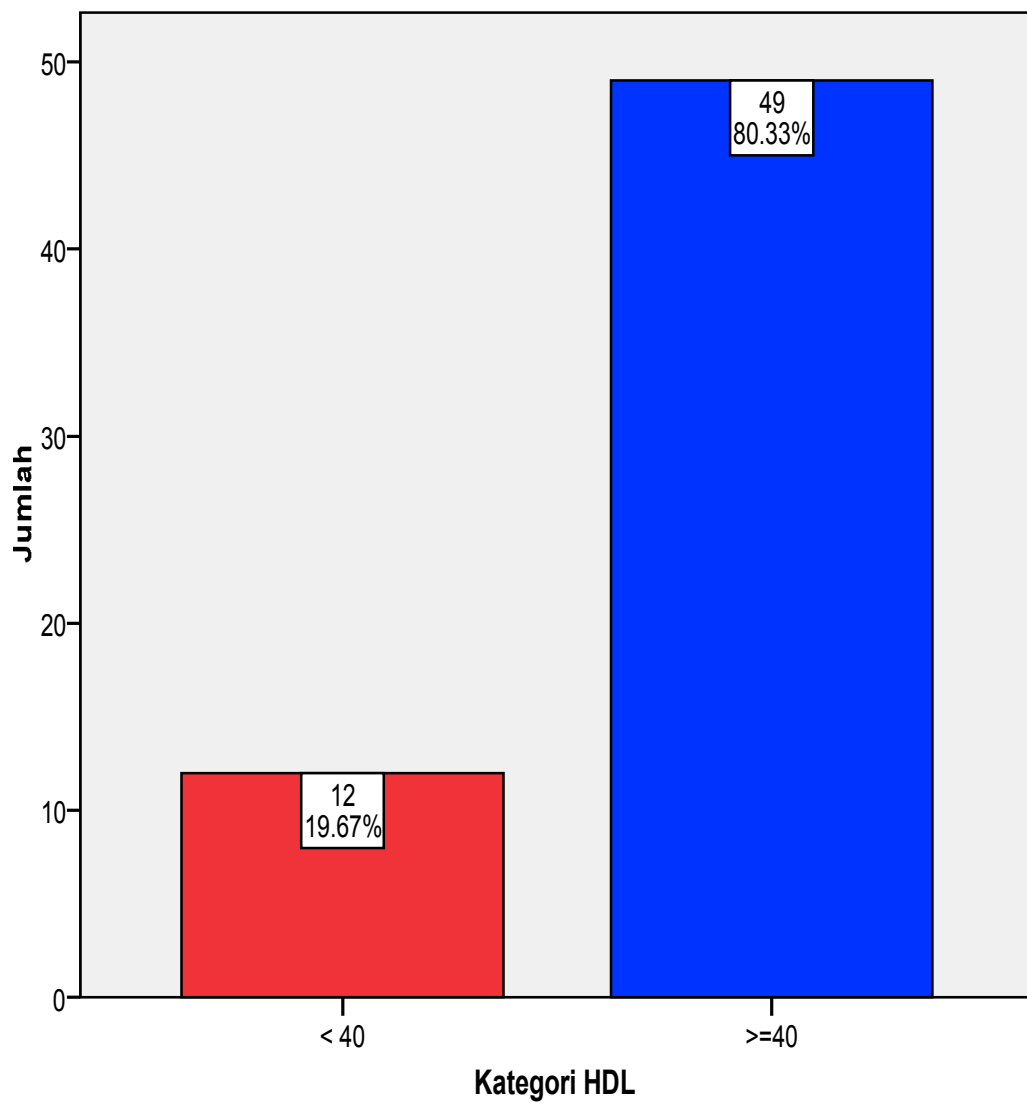
	Frequency	Percent	Valid Percent	Cumulative Percent
Valid ≥ 110	47	77,0	77,0	77,0
< 110	14	23,0	23,0	100,0
Total	61	100,0	100,0	

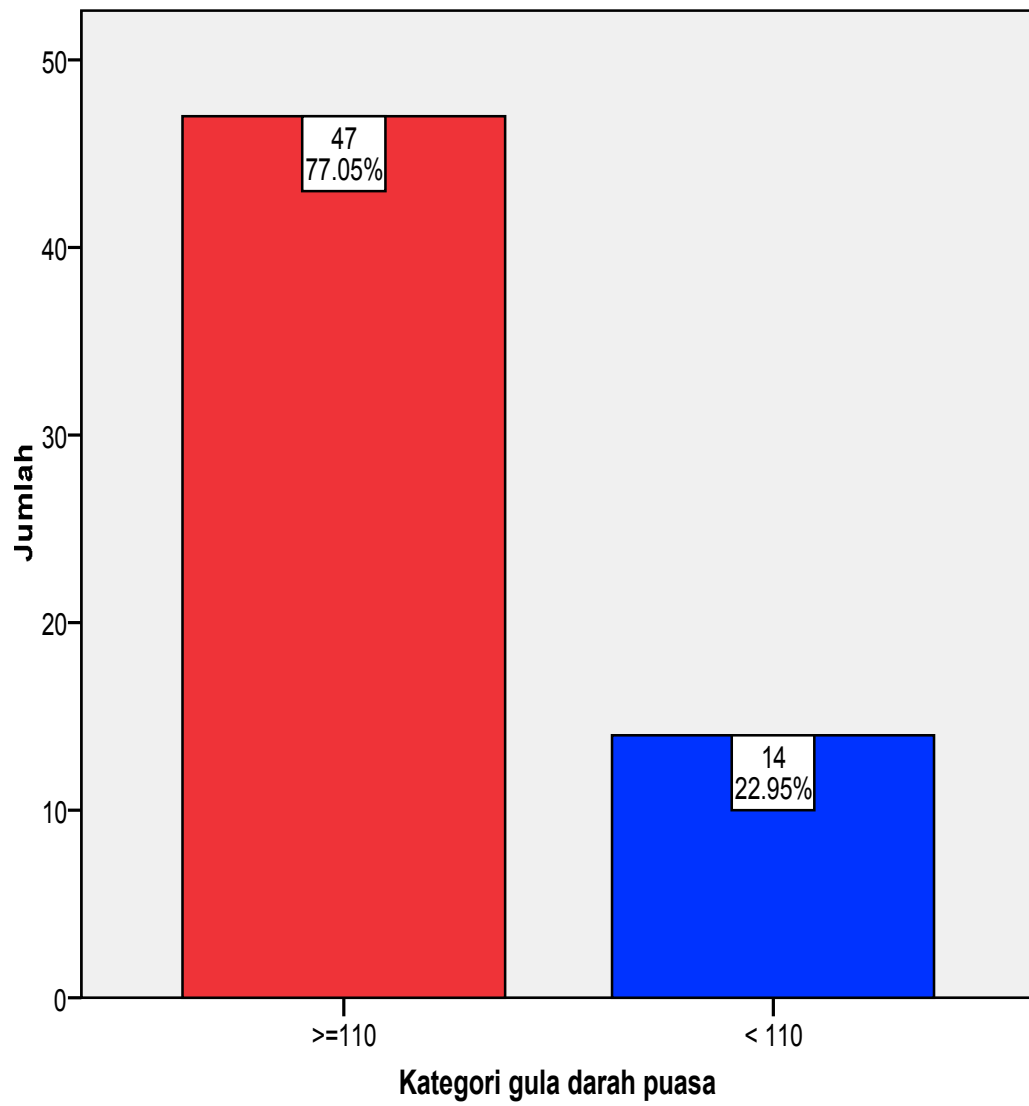
Kategori lingkar pinggang

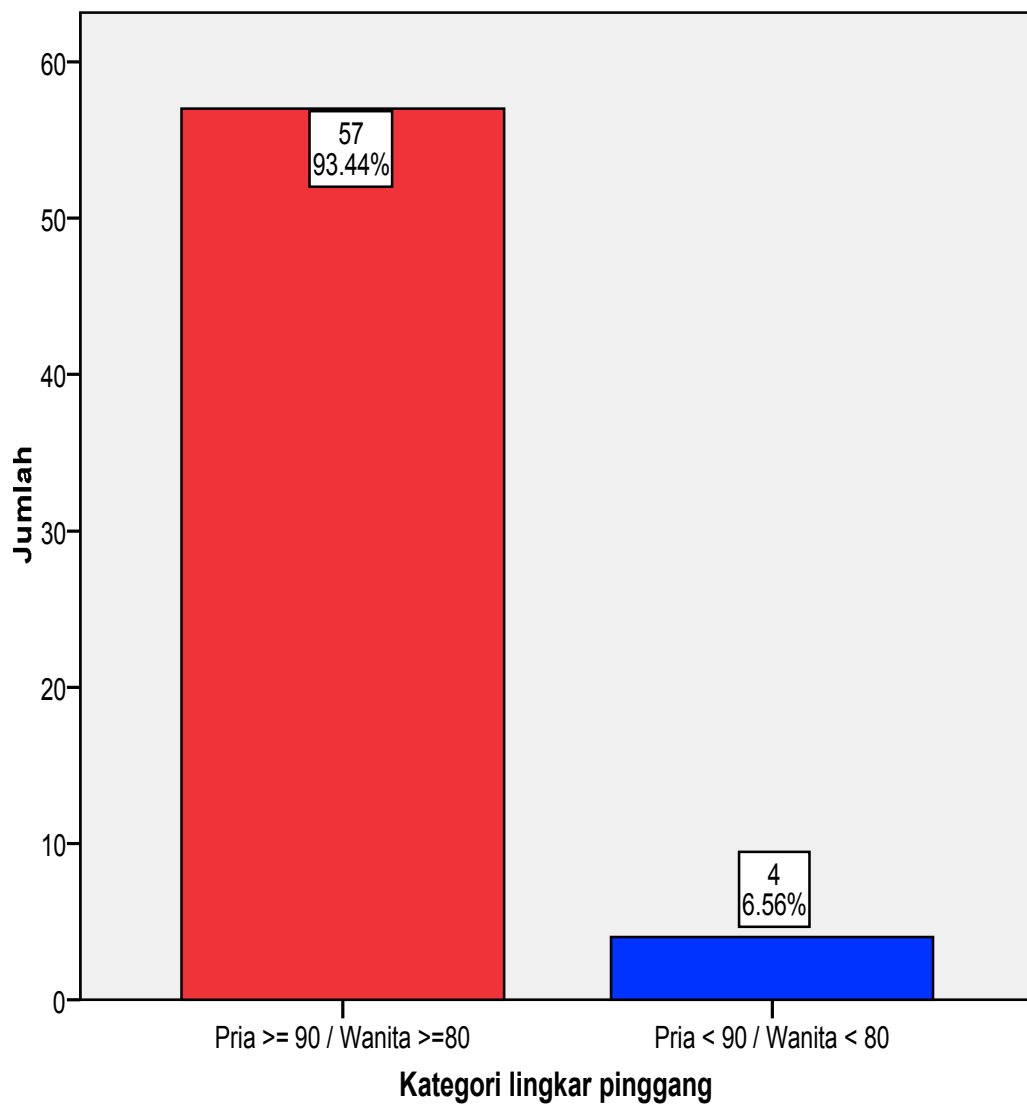
	Frequency	Percent	Valid Percent	Cumulative Percent
Valid ≥ 90 / ≥ 80	57	93,4	93,4	93,4
< 90 / < 80	4	6,6	6,6	100,0
Total	61	100,0	100,0	

Graph

Graph

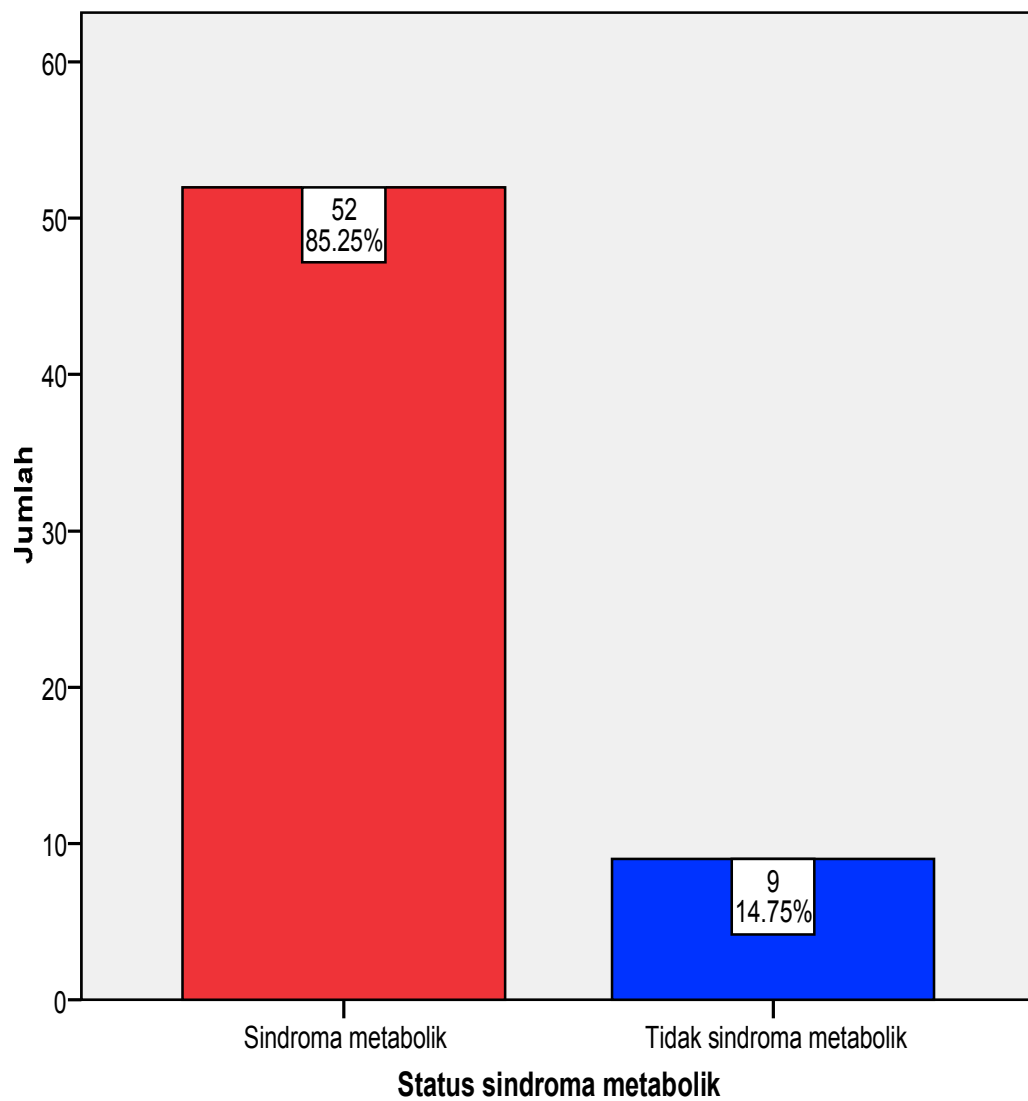
Graph

Graph

Graph

Frequencies**Sindroma metabolik**

		Frequency	Percent	Valid Percent	Cumulative Percent
Valid	Ada	52	85,2	85,2	85,2
	Tidak ada	9	14,8	14,8	100,0
	Total	61	100,0	100,0	

Graph

Frequencies

Statistics

		Kategori MMSE	Kategori CDT
N	Valid	61	61
	Missing	0	0

Frequency Table

Kategori MMSE

		Frequency	Percent	Valid Percent	Cumulative Percent
Valid	< 27	37	60,7	60,7	60,7
	27-30	24	39,3	39,3	100,0
Total		61	100,0	100,0	

Kategori CDT

		Frequency	Percent	Valid Percent	Cumulative Percent
Valid	< 4	50	82,0	82,0	82,0
	4	11	18,0	18,0	100,0
Total		61	100,0	100,0	

Frequencies

Status fungsi kognitif

		Frequency	Percent	Valid Percent	Cumulative Percent
Valid	Ada gangguan kognitif	28	45,9	45,9	45,9
	Tidak ada gangguan kognitif	33	54,1	54,1	100,0
Total		61	100,0	100,0	

Explore

Descriptives

			Statistic	Std. Error
Umur (tahun)	Mean		54,64	,824
	95% Confidence Interval for Mean	Lower Bound	52,99	
		Upper Bound	56,29	
	5% Trimmed Mean		54,95	
	Median		56,00	
	Variance		41,368	
	Std. Deviation		6,432	
	Minimum		39	
	Maximum		64	
	Range		25	
	Interquartile Range		10	
	Skewness		-,653	,306
	Kurtosis		-,200	,604

Tests of Normality

	Kolmogorov-Smirnov ^a			Shapiro-Wilk		
	Statistic	df	Sig.	Statistic	df	Sig.
Umur (tahun)	,102	61	,182	,950	61	,014

a. Lilliefors Significance Correction

T-Test

Group Statistics

	Status fungsi kognitif	N	Mean	Std. Deviation	Std. Error Mean
Umur (tahun)	Ada gangguan kognitif	28	55,96	6,409	1,211
	Tidak ada gangguan kognitif	33	53,52	6,330	1,102

Independent Samples Test

		Levene's Test for Equality of Variances		t-test for Equality of Means						
		F	Sig.	t	df	Sig. (2-tailed)	Mean Difference	Std. Error Difference	95% Confidence Interval of the Difference	
									Lower	Upper
Umur (tahun)	Equal variances assumed	,228	,635	1,497	59	,140	2,449	1,636	-,824	5,722
	Equal variances not assumed			1,496	57,156	,140	2,449	1,637	-,830	5,728

Crosstabs

Jenkel Jenis kelamin * Kognitif Status fungsi kognitif

Crosstab

			Status fungsi kognitif		Total
			Ada gangguan kognitif	Tidak ada gangguan kognitif	
Jenis kelamin	Laki-laki	Count	10	15	25
		% of Total	16,4%	24,6%	41,0%
	Perempuan	Count	18	18	36
		% of Total	29,5%	29,5%	59,0%
Total		Count	28	33	61
		% of Total	45,9%	54,1%	100,0%

Chi-Square Tests

	Value	df	Asymp. Sig. (2-sided)	Exact Sig. (2-sided)	Exact Sig. (1-sided)
Pearson Chi-Square	,594 ^b	1	,441		
Continuity Correction ^a	,260	1	,610		
Likelihood Ratio	,596	1	,440		
Fisher's Exact Test				,602	,306
Linear-by-Linear Association	,584	1	,445		
N of Valid Cases	61				

a. Computed only for a 2x2 table

b. 0 cells (,0%) have expected count less than 5. The minimum expected count is 11,48.

Risk Estimate

	Value	95% Confidence Interval	
		Lower	Upper
Odds Ratio for Jenis kelamin (Laki-laki / Perempuan)	,667	,237	1,873
For cohort Status fungsi kognitif = Ada gangguan kognitif	,800	,448	1,430
For cohort Status fungsi kognitif = Tidak ada gangguan kognitif	1,200	,760	1,896
N of Valid Cases	61		

Pendidikan * Kognitif Status fungsi kognitif**Crosstab**

			Status fungsi kognitif		Total
			Ada gangguan kognitif	Tidak ada gangguan kognitif	
Pendidikan	Tamat SD	Count	2	4	6
		% of Total	3,3%	6,6%	9,8%
	Tamat SLTP	Count	5	3	8
		% of Total	8,2%	4,9%	13,1%
	Tamat SLTA	Count	10	11	21
		% of Total	16,4%	18,0%	34,4%
	Tamat D3	Count	5	3	8
		% of Total	8,2%	4,9%	13,1%
	Tamat S1	Count	6	12	18
		% of Total	9,8%	19,7%	29,5%
Total		Count	28	33	61
		% of Total	45,9%	54,1%	100,0%

Chi-Square Tests

	Value	df	Asymp. Sig. (2-sided)
Pearson Chi-Square	3,327 ^a	4	,505
Likelihood Ratio	3,366	4	,498
Linear-by-Linear Association	,351	1	,553
N of Valid Cases	61		

a. 6 cells (60,0%) have expected count less than 5. The minimum expected count is 2,75.

Risk Estimate

	Value
Odds Ratio for Pendidikan (Tamat SD / Tamat SLTP)	^a

a. Risk Estimate statistics cannot be computed. They are only computed for a 2*2 table without empty cells.

Pekerjaan * Kognitif Status fungsi kognitif

Crosstab

			Status fungsi kognitif		Total
			Ada gangguan kognitif	Tidak ada gangguan kognitif	
Pekerjaan	Tidak bekerja	Count	14	9	23
		% of Total	23,0%	14,8%	37,7%
Buruh		Count	1	0	1
		% of Total	1,6%	,0%	1,6%
Guru		Count	2	9	11
		% of Total	3,3%	14,8%	18,0%
Wiraswasta		Count	1	2	3
		% of Total	1,6%	3,3%	4,9%
Pegawai		Count	5	12	17
		% of Total	8,2%	19,7%	27,9%
Pensiunan PNS		Count	5	1	6
		% of Total	8,2%	1,6%	9,8%
Total		Count	28	33	61
		% of Total	45,9%	54,1%	100,0%

Chi-Square Tests

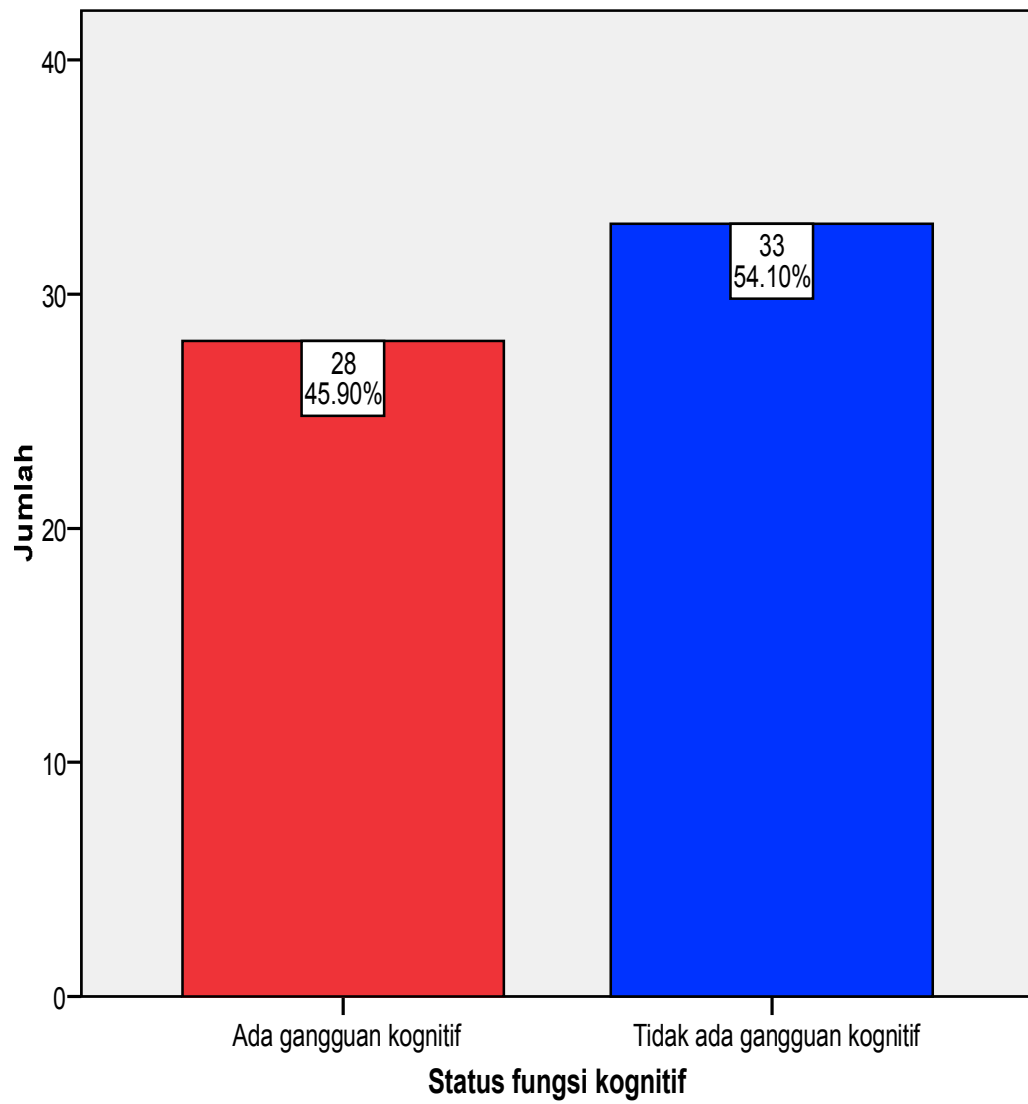
	Value	df	Asymp. Sig. (2-sided)
Pearson Chi-Square	12,095 ^a	5	,034
Likelihood Ratio	13,111	5	,022
Linear-by-Linear Association	,684	1	,408
N of Valid Cases	61		

a. 6 cells (50,0%) have expected count less than 5. The minimum expected count is ,46.

Risk Estimate

	Value
Odds Ratio for Pekerjaan (Tidak bekerja / Buruh)	^a

a. Risk Estimate statistics cannot be computed. They are only computed for a 2*2 table without empty cells.

Graph

Crosstabs

Sindroma metabolik * Status fungsi kognitif Crosstabulation

			Status fungsi kognitif		Total
			Ada gangguan kognitif	Tidak ada gangguan kognitif	
Sindroma metabolik	Ada	Count	27	25	52
		% of Total	44,3%	41,0%	85,2%
	Tidak ada	Count	1	8	9
		% of Total	1,6%	13,1%	14,8%
Total	Count	28	33	61	
	% of Total	45,9%	54,1%	100,0%	

Chi-Square Tests

	Value	df	Asymp. Sig. (2-sided)	Exact Sig. (2-sided)	Exact Sig. (1-sided)
Pearson Chi-Square	5,146 ^b	1	,023		
Continuity Correction ^a	3,634	1	,057		
Likelihood Ratio	5,864	1	,015		
Fisher's Exact Test				,031	,025
Linear-by-Linear Association	5,062	1	,024		
N of Valid Cases	61				

a. Computed only for a 2x2 table

b. 2 cells (50,0%) have expected count less than 5. The minimum expected count is 4,13.

Risk Estimate

	Value	95% Confidence Interval	
		Lower	Upper
Odds Ratio for Sindroma metabolik (Ada / Tidak ada)	8,640	1,008	74,088
For cohort Status fungsi kognitif = Ada gangguan kognitif	4,673	,723	30,208
For cohort Status fungsi kognitif = Tidak ada gangguan kognitif	,541	,376	,779
N of Valid Cases	61		

Crosstabs**katSM2 * Status fungsi kognitif Crosstabulation**

			Status fungsi kognitif		Total
			Ada gangguan kognitif	Tidak ada gangguan kognitif	
katSM2 ,00	Count	1	8	9	
	% of Total	1,6%	13,1%	14,8%	
3,00	Count	14	16	30	
	% of Total	23,0%	26,2%	49,2%	
4,00	Count	11	8	19	
	% of Total	18,0%	13,1%	31,1%	
5,00	Count	2	1	3	
	% of Total	3,3%	1,6%	4,9%	
Total	Count	28	33	61	
	% of Total	45,9%	54,1%	100,0%	

Chi-Square Tests

	Value	df	Asymp. Sig. (2-sided)
Pearson Chi-Square	6,015 ^a	3	,111
Likelihood Ratio	6,736	3	,081
Linear-by-Linear Association	5,905	1	,015
N of Valid Cases	61		

a. 4 cells (50,0%) have expected count less than 5. The minimum expected count is 1,38.

Risk Estimate

	Value
Odds Ratio for katSM2 (,00 / 3,00)	^a

a. Risk Estimate statistics cannot be computed. They are only computed for a 2*2 table without empty cells.

Frequencies: 3 komponen

Frequency Table

Kategori tekanan darah

	Frequency	Percent	Valid Percent	Cumulative Percent
Valid Sistolik < 130 dan atau diastolik < 85	1	3,3	3,3	3,3
Sistolik >=130 dan atau diastolik >=85	29	96,7	96,7	100,0
Total	30	100,0	100,0	

Kategori trigliserida

	Frequency	Percent	Valid Percent	Cumulative Percent
Valid < 150	24	80,0	80,0	80,0
>= 150	6	20,0	20,0	100,0
Total	30	100,0	100,0	

Kategori HDL

	Frequency	Percent	Valid Percent	Cumulative Percent
Valid >=40	26	86,7	86,7	86,7
< 40	4	13,3	13,3	100,0
Total	30	100,0	100,0	

Kategori gula darah puasa

	Frequency	Percent	Valid Percent	Cumulative Percent
Valid < 110	7	23,3	23,3	23,3
>=110	23	76,7	76,7	100,0
Total	30	100,0	100,0	

Frequencies: 4 komponen**Frequency Table****Kategori lingkar pinggang**

	Frequency	Percent	Valid Percent	Cumulative Percent
Valid >= 90 / >=80	19	100,0	100,0	100,0

Kategori tekanan darah

	Frequency	Percent	Valid Percent	Cumulative Percent
Valid Sistolik >=130 dan atau diastolik >=85	19	100,0	100,0	100,0

Kategori trigliserida

	Frequency	Percent	Valid Percent	Cumulative Percent
Valid < 150	4	21,1	21,1	21,1
>= 150	15	78,9	78,9	100,0
Total	19	100,0	100,0	

Kategori HDL

	Frequency	Percent	Valid Percent	Cumulative Percent
Valid >=40	14	73,7	73,7	73,7
< 40	5	26,3	26,3	100,0
Total	19	100,0	100,0	

Kategori gula darah puasa

	Frequency	Percent	Valid Percent	Cumulative Percent
Valid < 110	1	5,3	5,3	5,3
>=110	18	94,7	94,7	100,0
Total	19	100,0	100,0	

Frequencies: 5 komponen

Frequency Table**Kategori lingkar pinggang**

	Frequency	Percent	Valid Percent	Cumulative Percent
Valid >= 90 / >=80	3	100,0	100,0	100,0

Kategori tekanan darah

	Frequency	Percent	Valid Percent	Cumulative Percent
Valid Sistolik >=130 dan atau diastolik >=85	3	100,0	100,0	100,0

Kategori trigliserida

	Frequency	Percent	Valid Percent	Cumulative Percent
Valid >= 150	3	100,0	100,0	100,0

Kategori HDL

	Frequency	Percent	Valid Percent	Cumulative Percent
Valid < 40	3	100,0	100,0	100,0

Kategori gula darah puasa

	Frequency	Percent	Valid Percent	Cumulative Percent
Valid >=110	3	100,0	100,0	100,0

Crosstabs

kattensi Kategori tekanan darah * Kognitif Status fungsi kognitif

Crosstab

			Status fungsi kognitif		Total
			Ada gangguan kognitif	Tidak ada gangguan kognitif	
Kategori tekanan darah	Sistolik >=130 dan atau diastolik >=85	Count % of Total	28 45,9%	30 49,2%	58 95,1%
	Sistolik < 130 dan atau diastolik < 85	Count % of Total	0 ,0%	3 4,9%	3 4,9%
Total		Count % of Total	28 45,9%	33 54,1%	61 100,0%

Chi-Square Tests

	Value	df	Asymp. Sig. (2-sided)	Exact Sig. (2-sided)	Exact Sig. (1-sided)
Pearson Chi-Square	2,677 ^b	1	,102		
Continuity Correction ^a	1,086	1	,297		
Likelihood Ratio	3,818	1	,051		
Fisher's Exact Test				,243	,152
Linear-by-Linear Association	2,633	1	,105		
N of Valid Cases	61				

a. Computed only for a 2x2 table

b. 2 cells (50,0%) have expected count less than 5. The minimum expected count is 1,38.

Risk Estimate

	Value	95% Confidence Interval	
		Lower	Upper
For cohort Status fungsi kognitif = Tidak ada gangguan kognitif	,517	,403	,663
N of Valid Cases	61		

Kat_trigliserid Kategori trigliserida * Kognitif Status fungsi kognitif

Crosstab

		Status fungsi kognitif		Total	
		Ada gangguan kognitif	Tidak ada gangguan kognitif		
Kategori trigliserida	>= 150	Count	15	9	24
		% of Total	24,6%	14,8%	39,3%
	< 150	Count	13	24	37
		% of Total	21,3%	39,3%	60,7%
Total	Count	28	33	61	
	% of Total	45,9%	54,1%	100,0%	

Chi-Square Tests

	Value	df	Asymp. Sig. (2-sided)	Exact Sig. (2-sided)	Exact Sig. (1-sided)
Pearson Chi-Square	4,390 ^b	1	,036		
Continuity Correction ^a	3,357	1	,067		
Likelihood Ratio	4,426	1	,035		
Fisher's Exact Test				,065	,033
Linear-by-Linear Association	4,318	1	,038		
N of Valid Cases	61				

a. Computed only for a 2x2 table

b. 0 cells (,0%) have expected count less than 5. The minimum expected count is 11,02.

Risk Estimate

	Value	95% Confidence Interval	
		Lower	Upper
Odds Ratio for Kategori trigliserida (≥ 150 / < 150)	3,077	1,059	8,944
For cohort Status fungsi kognitif = Ada gangguan kognitif	1,779	1,040	3,042
For cohort Status fungsi kognitif = Tidak ada gangguan kognitif	,578	,327	1,021
N of Valid Cases	61		

Kat_HDL Kategori HDL * Kognitif Status fungsi kognitif

Crosstab

			Status fungsi kognitif		Total
			Ada gangguan kognitif	Tidak ada gangguan kognitif	
Kategori HDL	< 40	Count	5	7	12
		% of Total	8,2%	11,5%	19,7%
	>=40	Count	23	26	49
		% of Total	37,7%	42,6%	80,3%
Total		Count	28	33	61
		% of Total	45,9%	54,1%	100,0%

Chi-Square Tests

	Value	df	Asymp. Sig. (2-sided)	Exact Sig. (2-sided)	Exact Sig. (1-sided)
Pearson Chi-Square	,108 ^b	1	,743		
Continuity Correction ^a	,000	1	,996		
Likelihood Ratio	,108	1	,742		
Fisher's Exact Test				1,000	,500
Linear-by-Linear Association	,106	1	,745		
N of Valid Cases	61				

a. Computed only for a 2x2 table

b. 0 cells (,0%) have expected count less than 5. The minimum expected count is 5,51.

Risk Estimate

	Value	95% Confidence Interval	
		Lower	Upper
Odds Ratio for Kategori HDL (< 40 / >=40)	,807	,225	2,897
For cohort Status fungsi kognitif = Ada gangguan kognitif	,888	,427	1,847
For cohort Status fungsi kognitif = Tidak ada gangguan kognitif	1,099	,637	1,898
N of Valid Cases	61		

Kat_GD1 Kategori gula darah puasa * Kognitif Status fungsi kognitif**Crosstab**

		Status fungsi kognitif		Total	
		Ada gangguan kognitif	Tidak ada gangguan kognitif		
Kategori gula darah puasa	>=110	Count	23	24	47
		% of Total	37,7%	39,3%	77,0%
	< 110	Count	5	9	14
		% of Total	8,2%	14,8%	23,0%
Total		Count	28	33	61
		% of Total	45,9%	54,1%	100,0%

Chi-Square Tests

	Value	df	Asymp. Sig. (2-sided)	Exact Sig. (2-sided)	Exact Sig. (1-sided)
Pearson Chi-Square	,759 ^b	1	,384		
Continuity Correction ^a	,320	1	,571		
Likelihood Ratio	,770	1	,380		
Fisher's Exact Test				,543	,287
Linear-by-Linear Association	,747	1	,387		
N of Valid Cases	61				

a. Computed only for a 2x2 table

b. 0 cells (,0%) have expected count less than 5. The minimum expected count is 6,43.

Risk Estimate

	Value	95% Confidence Interval	
		Lower	Upper
Odds Ratio for Kategori gula darah puasa (≥ 110 / < 110)	1,725	,502	5,924
For cohort Status fungsi kognitif = Ada gangguan kognitif	1,370	,640	2,933
For cohort Status fungsi kognitif = Tidak ada gangguan kognitif	,794	,491	1,284
N of Valid Cases	61		

Kat_LP Kategori lingkaran pinggang * Kognitif Status fungsi kognitif

Crosstab

			Status fungsi kognitif		Total
			Ada gangguan kognitif	Tidak ada gangguan kognitif	
Kategori lingkaran pinggang	>= 90 / >=80	Count	27	30	57
		% of Total	44,3%	49,2%	93,4%
	< 90 / < 80	Count	1	3	4
		% of Total	1,6%	4,9%	6,6%
Total		Count	28	33	61
		% of Total	45,9%	54,1%	100,0%

Chi-Square Tests

	Value	df	Asymp. Sig. (2-sided)	Exact Sig. (2-sided)	Exact Sig. (1-sided)
Pearson Chi-Square	,753 ^b	1	,385		
Continuity Correction ^a	,122	1	,727		
Likelihood Ratio	,794	1	,373		
Fisher's Exact Test				,618	,371
Linear-by-Linear Association	,741	1	,389		
N of Valid Cases	61				

a. Computed only for a 2x2 table

b. 2 cells (50,0%) have expected count less than 5. The minimum expected count is 1,84.

Risk Estimate

	Value	95% Confidence Interval	
		Lower	Upper
Odds Ratio for Kategori lingkar pinggang (≥ 90 / ≥ 80 / < 90 / < 80)	2,700	,265	27,533
For cohort Status fungsi kognitif = Ada gangguan kognitif	1,895	,340	10,574
For cohort Status fungsi kognitif = Tidak ada gangguan kognitif	,702	,379	1,301
N of Valid Cases	61		

Crosstabs**Kategori HbA1c * Status fungsi kognitif Crosstabulation**

			Status fungsi kognitif		Total
			Ada gangguan kognitif	Tidak ada gangguan kognitif	
Kategori HbA1c	≥ 7	Count	14	20	34
		% of Total	23,0%	32,8%	55,7%
	< 7	Count	14	13	27
		% of Total	23,0%	21,3%	44,3%
Total		Count	28	33	61
		% of Total	45,9%	54,1%	100,0%

Chi-Square Tests

	Value	df	Asymp. Sig. (2-sided)	Exact Sig. (2-sided)	Exact Sig. (1-sided)
Pearson Chi-Square	,691 ^b	1	,406		
Continuity Correction ^a	,328	1	,567		
Likelihood Ratio	,691	1	,406		
Fisher's Exact Test				,447	,284
Linear-by-Linear Association	,679	1	,410		
N of Valid Cases	61				

a. Computed only for a 2x2 table

b. 0 cells (,0%) have expected count less than 5. The minimum expected count is 12,39.

Risk Estimate

	Value	95% Confidence Interval	
		Lower	Upper
Odds Ratio for Kategori HbA1c (≥ 7 / < 7)	,650	,235	1,799
For cohort Status fungsi kognitif = Ada gangguan kognitif	,794	,462	1,365
For cohort Status fungsi kognitif = Tidak ada gangguan kognitif	1,222	,754	1,978
N of Valid Cases	61		

Crosstabs

Derajat retinopati hipertensi * Status fungsi kognitif Crosstabulation

			Status fungsi kognitif		Total
			Ada gangguan kognitif	Tidak ada gangguan kognitif	
Derajat retinopati hipertensi	Tidak ada	Count	14	20	34
		% of Total	23,0%	32,8%	55,7%
	I	Count	1	2	3
		% of Total	1,6%	3,3%	4,9%
	II	Count	11	10	21
		% of Total	18,0%	16,4%	34,4%
	III	Count	2	0	2
		% of Total	3,3%	,0%	3,3%
	IV	Count	0	1	1
		% of Total	,0%	1,6%	1,6%
Total		Count	28	33	61
		% of Total	45,9%	54,1%	100,0%

Chi-Square Tests

	Value	df	Asymp. Sig. (2-sided)
Pearson Chi-Square	4,057 ^a	4	,398
Likelihood Ratio	5,200	4	,267
Linear-by-Linear Association	,782	1	,377
N of Valid Cases	61		

a. 6 cells (60,0%) have expected count less than 5. The minimum expected count is ,46.

Crosstabs

FS_artskl Derajat arteriosklerosis * Kognitif Status fungsi kognitif

Crosstab

			Status fungsi kognitif		Total
			Ada gangguan kognitif	Tidak ada gangguan kognitif	
Derajat arteriosklerosis	Tidak ada	Count	14	20	34
		% of Total	23,0%	32,8%	55,7%
	I	Count	2	2	4
		% of Total	3,3%	3,3%	6,6%
	II	Count	12	10	22
	% of Total	19,7%	16,4%	36,1%	
	III	Count	0	1	1
		% of Total	,0%	1,6%	1,6%
Total		Count	28	33	61
		% of Total	45,9%	54,1%	100,0%

Chi-Square Tests

	Value	df	Asymp. Sig. (2-sided)
Pearson Chi-Square	1,843 ^a	3	,606
Likelihood Ratio	2,222	3	,528
Linear-by-Linear Association	,455	1	,500
N of Valid Cases	61		

a. 4 cells (50,0%) have expected count less than 5. The minimum expected count is ,46.

Risk Estimate

	Value
Odds Ratio for Derajat arteriosklerosis (Tidak ada / I)	^a

a. Risk Estimate statistics cannot be computed. They are only computed for a 2*2 table without empty cells.

FS_spasme Spasme arteri * Kognitif Status fungsi kognitif

Crosstab

			Status fungsi kognitif		Total
			Ada gangguan kognitif	Tidak ada gangguan kognitif	
Spasme arteri	Ada	Count	15	13	28
		% of Total	24,6%	21,3%	45,9%
	Tidak ada	Count	13	20	33
		% of Total	21,3%	32,8%	54,1%
Total		Count	28	33	61
		% of Total	45,9%	54,1%	100,0%

Chi-Square Tests

	Value	df	Asymp. Sig. (2-sided)	Exact Sig. (2-sided)	Exact Sig. (1-sided)
Pearson Chi-Square	1,226 ^b	1	,268		
Continuity Correction ^a	,722	1	,396		
Likelihood Ratio	1,229	1	,268		
Fisher's Exact Test				,310	,198
Linear-by-Linear Association	1,206	1	,272		
N of Valid Cases	61				

a. Computed only for a 2x2 table

b. 0 cells (,0%) have expected count less than 5. The minimum expected count is 12,85.

Risk Estimate

	Value	95% Confidence Interval	
		Lower	Upper
Odds Ratio for Spasme arteri (Ada / Tidak ada)	1,775	,640	4,920
For cohort Status fungsi kognitif = Ada gangguan kognitif	1,360	,788	2,347
For cohort Status fungsi kognitif = Tidak ada gangguan kognitif	,766	,472	1,243
N of Valid Cases	61		

RD_NonPL Retinopati diabetika non proliferasif * Kognitif Status fungsi kognitif

Crosstab

			Status fungsi kognitif		Total
			Ada gangguan kognitif	Tidak ada gangguan kognitif	
Retinopati diabetika non proliferasif	0	Count	12	20	32
		% of Total	19,7%	32,8%	52,5%
	Mild	Count	14	8	22
		% of Total	23,0%	13,1%	36,1%
	Moderate	Count	2	4	6
		% of Total	3,3%	6,6%	9,8%
	Severe	Count	0	1	1
		% of Total	,0%	1,6%	1,6%
Total		Count	28	33	61
		% of Total	45,9%	54,1%	100,0%

Chi-Square Tests

	Value	df	Asymp. Sig. (2-sided)
Pearson Chi-Square	4,926 ^a	3	,177
Likelihood Ratio	5,334	3	,149
Linear-by-Linear Association	,126	1	,723
N of Valid Cases	61		

a. 4 cells (50,0%) have expected count less than 5. The minimum expected count is ,46.

Risk Estimate

	Value
Odds Ratio for Retinopati diabetika non proliferaatif (0 / Mild)	^a

a. Risk Estimate statistics cannot be computed. They are only computed for a 2*2 table without empty cells.

RD_PL Retinopati diabetika proliferaatif * Kognitif Status fungsi kognitif**Crosstab**

			Status fungsi kognitif		Total
			Ada gangguan kognitif	Tidak ada gangguan kognitif	
Retinopati diabetika proliferaatif	0	Count	28	33	61
		% of Total	45,9%	54,1%	100,0%
Total		Count	28	33	61
		% of Total	45,9%	54,1%	100,0%

Chi-Square Tests

	Value
Pearson Chi-Square	. ^a
N of Valid Cases	61

a. No statistics are computed because Retinopati diabetika proliferaatif is a constant.

Risk Estimate

	Value
Odds Ratio for Retinopati diabetika proliferatif (0 / .)	a .

- a. No statistics are computed because Retinopati diabetika proliferatif is a constant.

Input of DATA:

Observed frequencies:	Exposed		Total
	Yes	No	
Diseased	27	1	28
Healthy	25	8	33
Total	52	9	61

Level of Confidence

RESULTS:

Expected frequencies:	Exposed	
	Yes	No
Diseased	23.87	4.13
Healthy	28.13	4.87

Attributable Risk: 0,408
 Attributable propor. among exposed: 0,786
 Attributable proportion: 0,758

Confidence Limits

	Logarithmic approx.		χ^2 Approximation	
	Lower Lim.	Upper Lim.	Lower Lim.	Upper Lim.
Odds Ratio (OR):	8,640	1,008	74,090	1,320
Prevalence Ratio (PR):	4,673	0,723	30,210	1,220
Bias:	3,967			

Limits are not valid, use exact test.

No	Nama	Jenkel	umur	Nikah	Pendidikan	Pekerjaan	Status	Riw_HT Lama	HT Kontrol	HT	Riw_DM
1	1 IS	1	63	1	5	7	1	1	1	2	1
2	2 ZA	1	59	1	5	6	1	1	2	2	1
3	3 M	2	57	2	1	1	1	1	2	2	1
4	4 S	2	52	1	1	5	1	1	2	1	1
5	5 SK	2	56	1	3	1	1	3	0	0	1
6	6 P	1	64	1	5	7	1	1	1	2	1
7	7 ES	2	64	2	3	1	1	1	3	2	1
8	8 AJ	1	49	1	5	6	1	1	3	2	1
9	9 BS	1	55	1	3	6	1	3	0	1	1
10	10 DH	2	50	1	3	6	1	2	0	1	1
11	11 MA	1	61	1	4	6	1	1	2	1	1
12	12 S	1	52	1	5	3	1	1	2	2	1
13	13 SN	2	61	1	2	1	1	1	1	1	1
14	14 S	2	51	2	2	1	1	1	1	2	1
15	15 DY	2	50	2	5	3	1	1	2	2	1
16	16 G	1	59	1	5	3	1	3	0	2	1
17	17 S	1	61	1	4	7	1	1	1	2	1
18	18 D	2	60	2	3	7	1	1	1	2	1
19	19 KW	1	63	1	3	5	1	1	1	2	1
20	20 M	1	58	1	4	3	1	1	2	2	1
21	21 AP	2	62	1	3	1	1	1	2	2	1
22	22 TM	1	60	1	5	3	1	3	0	0	3
23	23 AW	2	60	1	3	1	1	1	1	2	1
24	24 S	1	58	1	5	3	1	1	3	1	3
25	25 R	2	59	1	4	1	1	1	1	2	1
26	26 SAH	2	57	1	3	1	1	2	0	0	1
27	27 HH	2	46	1	5	3	1	1	3	2	1
28	28 SH	2	53	1	2	1	1	1	3	2	1
29	29 ES	2	45	1	5	6	1	1	2	2	1

	Lama_DM	Kontrol_DM	Riw_koles	Lama_koles	Kontrol_koles	kel_ssp	DM	HT	Stroke	Jantung	Obesitas	sis
1	2	2	2	2	0	2	2	2	2	2	2	150
2	3	2	1	3	2	2	2	2	1	2	2	110
3	2	2	2	2	2	2	2	2	2	2	2	190
4	2	2	2	3	2	2	1	1	2	2	2	120
5	1	2	2	1	2	2	2	2	2	2	2	140
6	1	2	2	2	0	2	1	1	2	2	2	140
7	3	2	2	1	3	2	2	2	2	2	2	160
8	3	2	2	3	0	2	1	1	2	2	2	170
9	1	2	2	1	3	2	2	2	2	2	2	150
10	3	2	2	1	3	2	2	2	2	2	2	120
11	2	2	2	1	3	2	1	2	2	2	2	150
12	3	2	2	1	2	2	2	1	2	2	2	180
13	1	1	1	1	3	2	2	2	2	2	2	190
14	3	2	2	1	3	2	2	1	2	2	2	170
15	3	2	2	1	3	2	1	1	2	2	2	140
16	1	2	2	2	0	2	2	1	2	2	2	150
17	1	2	2	2	0	2	1	1	2	2	2	170
18	3	2	2	1	3	2	2	1	2	2	2	170
19	3	2	2	2	0	2	2	2	2	2	2	130
20	2	2	2	2	0	2	2	1	2	2	2	150
21	2	2	2	1	2	2	1	2	2	2	2	160
22	0	0	0	3	0	2	2	2	2	2	2	140
23	2	2	2	2	0	2	1	1	2	2	2	160
24	0	0	0	3	0	2	2	1	2	2	2	170
25	1	2	2	3	0	2	1	2	2	2	2	150
26	3	2	2	1	2	2	1	2	2	2	2	130
27	3	2	2	1	3	2	1	1	2	2	2	160
28	1	2	2	1	3	2	1	2	2	2	2	130
29	2	2	2	3	0	2	1	1	2	2	2	150

	dias	BB	TB	BMI	L_pinggang	L_panggul	Waisthip	kat_WHR	GD1	GD2	Trigliserida	HDL	St_neurol
1	110	80,5	1,62	30,67	100	110	,91	1,00	119	167	151	34	2
2	70	75,0	1,62	28,58	96	102	,94	1,00	123	189	176	57	2
3	100	80,0	1,50	35,56	99	120	,83	1,00	287	379	186	53	2
4	80	73,5	1,53	31,40	96	108	,89	1,00	179	230	82	57	2
5	80	55,0	1,53	23,50	85	96	,89	1,00	141	.	80	52	2
6	90	68,5	1,59	27,10	97	101	,96	1,00	172	266	88	49	2
7	100	70,5	1,45	33,53	94	109	,86	1,00	158	198	72	51	2
8	100	90,0	1,68	32,08	105	112	,94	1,00	102	97	150	47	2
9	100	80,0	1,69	28,01	100	105	,95	1,00	244	349	114	57	2
10	80	57,0	1,48	26,02	85	98	,87	1,00	99	126	102	45	2
11	100	88,5	1,60	34,57	112	120	,93	1,00	152	272	149	43	2
12	110	62,5	1,50	27,78	93	96	,97	1,00	397	622	426	36	2
13	100	61,6	1,54	25,97	91	101	,90	1,00	110	138	250	46	2
14	100	59,0	1,45	28,06	87	98	,89	1,00	103	153	84	48	2
15	90	64,0	1,60	25,00	87	97	,90	1,00	133	179	58	53	2
16	90	68,0	1,53	29,05	95	100	,95	1,00	105	269	100	28	2
17	100	68,5	1,61	26,43	91	96	,95	1,00	91	129	200	48	2
18	110	76,6	1,50	34,04	96	112	,86	1,00	120	219	84	52	2
19	80	58,4	1,63	21,98	85	91	,93	1,00	138	177	101	36	2
20	90	72,8	1,65	26,74	98	103	,95	1,00	130	206	86	37	2
21	100	58,5	1,50	26,00	89	99	,90	1,00	125	145	145	45	2
22	90	69,0	1,57	27,99	93	97	,96	1,00	110	215	119	30	2
23	100	91,0	1,50	40,44	103	120	,86	1,00	104	184	71	44	2
24	110	89,0	1,55	37,04	113	120	,94	1,00	193	228	56	36	2
25	100	68,0	1,53	29,05	101	110	,92	1,00	205	231	140	46	2
26	90	63,8	1,65	23,43	83	100	,83	1,00	98	277	177	45	2
27	110	95,0	1,60	37,11	110	126	,87	1,00	239	264	89	49	2
28	90	52,0	1,52	22,51	76	86	,88	1,00	174	84	68	53	2
29	100	68,5	1,55	28,51	89	102	,87	1,00	154	220	242	54	2

	FS_RetHT	FS_atfski	RD_NonPL	RD_PL	MMSE	CDT	katMMSE	KatCDT	MMSECDT	Kognitif	katsistole	Kat_diaastole
1	2	2	0	0	25	1	1,00	1,00	1,00	2,00	1,00	1,00
2	2	2	1	0	22	4	1,00	2,00	2,00	3,00	2,00	2,00
3	3	2	0	0	21	3	1,00	1,00	1,00	2,00	1,00	1,00
4	0	0	0	0	28	3	2,00	1,00	1,00	3,00	2,00	2,00
5	0	0	1	0	26	1	1,00	1,00	1,00	2,00	1,00	2,00
6	0	0	3	0	26	4	1,00	2,00	2,00	3,00	1,00	1,00
7	1	1	0	0	22	4	1,00	2,00	2,00	3,00	1,00	1,00
8	0	0	0	0	25	1	1,00	1,00	1,00	2,00	1,00	1,00
9	0	0	2	0	30	1	2,00	1,00	1,00	3,00	1,00	1,00
10	0	0	0	0	27	2	2,00	1,00	1,00	3,00	2,00	2,00
11	0	0	0	0	28	1	2,00	1,00	1,00	3,00	1,00	1,00
12	2	2	1	0	27	2	2,00	1,00	1,00	3,00	2,00	1,00
13	1	1	1	0	22	1	1,00	1,00	1,00	2,00	1,00	1,00
14	4	3	2	0	27	1	2,00	1,00	1,00	3,00	1,00	1,00
15	1	1	0	0	29	1	2,00	1,00	1,00	3,00	1,00	1,00
16	2	2	2	0	27	0	2,00	1,00	1,00	3,00	1,00	1,00
17	0	0	0	0	23	2	1,00	1,00	1,00	2,00	1,00	1,00
18	2	2	0	0	22	1	1,00	1,00	1,00	2,00	1,00	1,00
19	2	2	0	0	27	3	2,00	1,00	1,00	3,00	1,00	2,00
20	0	0	0	0	24	4	1,00	2,00	2,00	3,00	1,00	1,00
21	0	0	0	0	22	1	1,00	1,00	1,00	2,00	1,00	1,00
22	0	0	0	0	25	4	1,00	2,00	2,00	3,00	1,00	1,00
23	2	2	0	0	27	1	2,00	1,00	1,00	3,00	1,00	1,00
24	2	2	0	0	23	3	1,00	1,00	1,00	2,00	1,00	1,00
25	2	2	1	0	26	2	1,00	1,00	1,00	2,00	1,00	1,00
26	0	0	0	0	26	4	1,00	2,00	2,00	3,00	1,00	1,00
27	0	0	1	0	27	3	2,00	1,00	1,00	3,00	1,00	1,00
28	0	0	1	0	18	1	1,00	1,00	1,00	2,00	1,00	1,00
29	2	2	0	0	23	4	1,00	2,00	2,00	3,00	1,00	1,00

	tensi	kattensi	Kat_triglycerid	Kat_HDL	Kat_GD1	Kat_LP	Sindmetab	katSM	katSM2	kat_IMT	kat_IMT2
1	2,00	1,00	1,00	1,00	1,00	1,00	1,00	5,00	5,00	5,00	3,00
2	4,00	2,00	1,00	2,00	1,00	1,00	1,00	3,00	3,00	4,00	3,00
3	2,00	1,00	1,00	2,00	1,00	1,00	1,00	4,00	4,00	5,00	3,00
4	4,00	2,00	2,00	2,00	1,00	1,00	2,00	2,00	,00	5,00	3,00
5	3,00	1,00	2,00	2,00	1,00	1,00	1,00	3,00	3,00	3,00	3,00
6	2,00	1,00	2,00	2,00	1,00	1,00	1,00	3,00	3,00	4,00	3,00
7	2,00	1,00	2,00	2,00	1,00	1,00	1,00	3,00	3,00	5,00	3,00
8	2,00	1,00	1,00	2,00	2,00	1,00	1,00	3,00	3,00	5,00	3,00
9	2,00	1,00	2,00	2,00	1,00	1,00	1,00	3,00	3,00	4,00	3,00
10	4,00	2,00	2,00	2,00	2,00	1,00	2,00	1,00	,00	4,00	3,00
11	2,00	1,00	2,00	2,00	1,00	1,00	1,00	3,00	3,00	5,00	3,00
12	2,00	1,00	1,00	1,00	1,00	1,00	1,00	5,00	5,00	4,00	3,00
13	2,00	1,00	1,00	2,00	1,00	1,00	1,00	4,00	4,00	4,00	3,00
14	2,00	1,00	2,00	2,00	2,00	1,00	2,00	2,00	,00	4,00	3,00
15	2,00	1,00	2,00	2,00	1,00	1,00	1,00	3,00	3,00	4,00	3,00
16	2,00	1,00	2,00	1,00	2,00	1,00	1,00	3,00	3,00	4,00	3,00
17	2,00	1,00	1,00	2,00	2,00	1,00	1,00	3,00	3,00	4,00	3,00
18	2,00	1,00	2,00	2,00	1,00	1,00	1,00	3,00	3,00	5,00	3,00
19	3,00	1,00	2,00	1,00	1,00	2,00	1,00	3,00	3,00	2,00	2,00
20	2,00	1,00	2,00	1,00	1,00	1,00	1,00	4,00	4,00	4,00	3,00
21	2,00	1,00	2,00	2,00	1,00	1,00	1,00	3,00	3,00	4,00	3,00
22	2,00	1,00	2,00	1,00	1,00	1,00	1,00	4,00	4,00	4,00	3,00
23	2,00	1,00	2,00	2,00	2,00	1,00	2,00	2,00	,00	5,00	3,00
24	2,00	1,00	2,00	1,00	1,00	1,00	1,00	4,00	4,00	5,00	3,00
25	2,00	1,00	2,00	2,00	1,00	1,00	1,00	3,00	3,00	4,00	3,00
26	2,00	1,00	1,00	2,00	2,00	1,00	1,00	3,00	3,00	3,00	3,00
27	2,00	1,00	2,00	2,00	1,00	1,00	1,00	3,00	3,00	5,00	3,00
28	2,00	1,00	2,00	2,00	1,00	2,00	2,00	2,00	,00	2,00	2,00
29	2,00	1,00	1,00	2,00	1,00	1,00	1,00	4,00	4,00	4,00	3,00

	katensi_01	Kolesterol	katkolesterol	katkolesterol_01	katrigiserid	kat_HDL_0_01	LDkatLDL	kat_IDL_01	kat_GD1_01	Kat_LP_01	HbA1C	
1	1,00	146	2,00	,00	1,00	1,00	81	2,00	,00	1,00	1,00	5,5
2	,00	166	2,00	,00	1,00	,00	80	2,00	,00	1,00	1,00	6,1
3	1,00	241	1,00	1,00	1,00	,00	152	1,00	1,00	1,00	1,00	10,5
4	,00	162	2,00	,00	,00	,00	92	2,00	,00	1,00	1,00	7,4
5	1,00	213	1,00	1,00	,00	,00	131	1,00	1,00	1,00	1,00	6,9
6	1,00	192	2,00	,00	,00	,00	112	2,00	,00	1,00	1,00	8,2
7	1,00	189	2,00	,00	,00	,00	124	2,00	,00	1,00	1,00	5,8
8	1,00	176	2,00	,00	1,00	,00	104	2,00	,00	1,00	1,00	5,4
9	1,00	175	2,00	,00	,00	,00	100	2,00	,00	1,00	1,00	7,3
10	,00	183	2,00	,00	,00	,00	117	2,00	,00	1,00	1,00	6,2
11	1,00	246	1,00	1,00	,00	,00	162	1,00	1,00	1,00	1,00	7,9
12	1,00	250	1,00	1,00	1,00	1,00	120	2,00	,00	1,00	1,00	12,4
13	1,00	245	1,00	1,00	,00	,00	146	1,00	1,00	1,00	1,00	5,2
14	1,00	185	2,00	,00	,00	,00	108	2,00	,00	1,00	1,00	5,1
15	1,00	271	1,00	1,00	,00	,00	168	1,00	1,00	1,00	1,00	5,8
16	1,00	155	2,00	,00	,00	1,00	78	2,00	,00	1,00	1,00	7,3
17	1,00	229	1,00	1,00	1,00	,00	127	2,00	,00	1,00	1,00	7,4
18	1,00	243	1,00	1,00	,00	,00	148	1,00	1,00	1,00	1,00	6,2
19	1,00	178	2,00	,00	,00	1,00	112	2,00	,00	1,00	1,00	6,4
20	1,00	140	2,00	,00	,00	1,00	79	2,00	,00	1,00	1,00	7,3
21	1,00	215	1,00	1,00	,00	,00	130	2,00	,00	1,00	1,00	6,3
22	1,00	171	2,00	,00	,00	1,00	112	2,00	,00	1,00	1,00	7,6
23	1,00	168	2,00	,00	,00	,00	106	2,00	,00	1,00	1,00	58,0
24	1,00	243	1,00	1,00	1,00	1,00	206	1,00	1,00	1,00	1,00	8,5
25	1,00	200	1,00	1,00	,00	,00	146	1,00	1,00	1,00	1,00	6,6
26	1,00	201	1,00	1,00	,00	,00	105	2,00	,00	1,00	1,00	5,8
27	1,00	217	1,00	1,00	,00	,00	133	1,00	1,00	1,00	1,00	13,3
28	1,00	228	1,00	1,00	,00	,00	145	1,00	1,00	1,00	1,00	8,0
29	1,00	251	1,00	1,00	,00	,00	136	1,00	1,00	1,00	1,00	7,8

	kathHbA1c	FS_RetHT_2x2	FS_arterio_2x2	FS_spasme_2x2	RD_nonPL_2x2	RD_PL_2x2	kognitif_01	sindmetab_01
1	2,00	1,00	1,00	1	2,00	2,00	1,00	1,00
2	2,00	1,00	1,00	1	1,00	2,00	1,00	1,00
3	1,00	1,00	1,00	1	2,00	2,00	1,00	1,00
4	1,00	2,00	2,00	2	2,00	2,00	1,00	1,00
5	2,00	2,00	2,00	2	1,00	2,00	1,00	1,00
6	1,00	2,00	2,00	2	1,00	2,00	1,00	1,00
7	2,00	1,00	1,00	1	2,00	2,00	1,00	1,00
8	2,00	2,00	2,00	2	2,00	2,00	1,00	1,00
9	1,00	2,00	2,00	2	1,00	2,00	1,00	1,00
10	2,00	2,00	2,00	2	2,00	2,00	1,00	1,00
11	1,00	2,00	2,00	2	2,00	2,00	1,00	1,00
12	1,00	1,00	1,00	1	1,00	2,00	1,00	1,00
13	2,00	1,00	1,00	1	1,00	2,00	1,00	1,00
14	2,00	1,00	1,00	1	1,00	2,00	1,00	1,00
15	2,00	1,00	1,00	1	2,00	2,00	1,00	1,00
16	1,00	1,00	1,00	1	1,00	2,00	1,00	1,00
17	1,00	2,00	2,00	2	2,00	2,00	1,00	1,00
18	2,00	1,00	1,00	1	2,00	2,00	1,00	1,00
19	2,00	1,00	1,00	1	2,00	2,00	1,00	1,00
20	1,00	2,00	2,00	2	2,00	2,00	1,00	1,00
21	2,00	2,00	2,00	2	2,00	2,00	1,00	1,00
22	1,00	2,00	2,00	2	2,00	2,00	1,00	1,00
23	1,00	1,00	1,00	1	2,00	2,00	1,00	1,00
24	1,00	1,00	1,00	1	2,00	2,00	1,00	1,00
25	2,00	1,00	1,00	1	1,00	2,00	1,00	1,00
26	2,00	2,00	2,00	2	2,00	2,00	1,00	1,00
27	1,00	2,00	2,00	2	1,00	2,00	1,00	1,00
28	1,00	2,00	2,00	2	1,00	2,00	1,00	1,00
29	1,00	1,00	1,00	1	2,00	2,00	1,00	1,00

	dislipid_jum	dislipid_01	stl2	dtt2	hiperten	hipert2	hipertensi
1	2,00	1,00	2,00	3,00	5,00	2,00	1,00
2	1,00	,00	,00	,00	,00	,00	,00
3	1,00	,00	3,00	3,00	6,00	2,00	1,00
4	,00	,00	1,00	1,00	2,00	1,00	,00
5	,00	,00	2,00	1,00	3,00	2,00	1,00
6	,00	,00	2,00	2,00	4,00	2,00	1,00
7	,00	,00	3,00	3,00	6,00	2,00	1,00
8	1,00	,00	3,00	3,00	6,00	2,00	1,00
9	,00	,00	2,00	3,00	5,00	2,00	1,00
10	,00	,00	1,00	1,00	2,00	1,00	,00
11	,00	,00	2,00	3,00	5,00	2,00	1,00
12	2,00	1,00	3,00	3,00	6,00	2,00	1,00
13	1,00	,00	3,00	3,00	6,00	2,00	1,00
14	,00	,00	3,00	3,00	6,00	2,00	1,00
15	,00	,00	2,00	2,00	4,00	2,00	1,00
16	1,00	,00	2,00	2,00	4,00	2,00	1,00
17	1,00	,00	3,00	3,00	6,00	2,00	1,00
18	,00	,00	3,00	3,00	6,00	2,00	1,00
19	1,00	,00	1,00	1,00	2,00	1,00	,00
20	1,00	,00	2,00	2,00	4,00	2,00	1,00
21	,00	,00	3,00	3,00	6,00	2,00	1,00
22	1,00	,00	2,00	2,00	4,00	2,00	1,00
23	,00	,00	3,00	3,00	6,00	2,00	1,00
24	1,00	,00	3,00	3,00	6,00	2,00	1,00
25	,00	,00	2,00	3,00	5,00	2,00	1,00
26	1,00	,00	1,00	2,00	3,00	2,00	1,00
27	,00	,00	3,00	3,00	6,00	2,00	1,00
28	,00	,00	1,00	2,00	3,00	2,00	1,00
29	1,00	,00	2,00	3,00	5,00	2,00	1,00

No	Nama	Jenkel	umur	Nikah	Pendidikan	Pekerjaan	Status	Riw_HT Lama_HT	Kontrol_HT	Riw_DM
30	EDP	2	44	1	3	1	1	1	2	1
31	SR	2	60	1	2	1	1	1	3	2
32	H	1	55	1	5	6	1	1	1	2
33	S	1	48	1	5	6	1	1	2	1
34	J	2	59	2	1	5	1	3	0	3
35	SS	1	41	1	4	2	1	1	1	2
36	M	2	51	1	3	1	1	1	1	1
37	S	2	57	1	3	1	1	1	1	2
38	H	1	54	1	2	6	1	1	3	2
39	R	2	39	1	4	1	1	1	3	2
40	E	2	64	1	3	6	1	1	2	2
41	HSJ	1	61	1	5	6	1	1	3	2
42	TM	2	52	1	3	1	1	1	1	2
43	R	2	55	1	1	1	1	1	3	2
44	L	2	54	1	3	6	1	1	1	2
45	SN	2	56	1	1	1	1	3	0	2
46	S	1	47	1	2	6	1	3	0	2
47	R	1	54	1	3	6	1	1	1	2
48	H	2	42	1	1	1	1	1	3	2
49	S	2	51	1	2	1	1	1	3	2
50	S	1	52	1	3	6	1	1	3	2
51	NS	2	57	1	3	1	1	1	1	2
52	S	2	50	1	3	6	1	1	3	2
53	P	1	57	1	4	3	1	3	0	3
54	WE	2	63	1	3	1	1	1	2	1
55	WC	2	39	1	5	3	1	3	0	0
56	SQ	2	55	1	4	3	1	1	1	2
57	N	1	56	1	2	7	1	1	2	2
58	NW	1	47	1	5	6	1	1	3	2

	Lama_DM	Kontrol_DM	Riw_koles	Lama_koles	Kontrol_koles	kel_ssp	DM	HT	Stroke	Jantung	Obesitas	sis
30	3	3	2	1	3	2	2	1	1	2	2	160
31	1	1	2	1	3	1	1	1	2	2	2	150
32	1	1	2	1	3	2	1	2	2	2	2	150
33	3	3	2	1	3	2	2	1	2	2	2	180
34	0	0	0	3	0	2	2	2	2	2	2	140
35	3	3	2	1	3	2	2	2	2	2	2	130
36	1	1	2	1	3	2	2	2	2	2	2	130
37	1	1	2	1	1	2	1	1	2	2	2	150
38	3	3	2	1	3	2	2	2	2	2	2	170
39	1	1	2	1	3	2	2	2	2	2	2	160
40	2	2	2	1	2	2	2	2	2	2	2	150
41	3	3	2	2	0	2	1	2	2	2	2	150
42	1	1	2	1	2	2	2	2	2	2	2	140
43	1	1	2	1	3	2	2	2	2	2	2	140
44	2	2	2	3	0	2	1	2	2	2	2	160
45	3	3	2	1	3	2	1	2	2	2	2	130
46	1	1	2	1	3	2	2	2	2	2	2	130
47	1	1	2	1	1	2	2	2	2	2	2	130
48	2	2	2	3	0	2	1	1	2	2	2	150
49	2	2	2	1	2	2	1	2	2	2	2	150
50	3	3	2	1	3	2	2	2	2	2	2	170
51	1	1	2	3	0	2	1	2	2	1	1	150
52	2	2	2	1	3	2	2	2	2	2	2	150
53	0	0	0	3	0	2	2	2	2	2	2	135
54	1	1	2	1	2	2	1	2	2	2	2	150
55	2	2	2	3	0	2	1	2	2	2	2	140
56	2	2	2	1	3	2	2	1	2	2	2	150
57	3	3	2	1	3	2	2	2	2	2	2	160
58	3	3	2	2	0	2	1	2	2	2	2	150

	dias	BB	TB	BMI	L_pinggang	L_panggul	Waisthip	kat_WHR	GD1	GD2	Trigliserida	HDL	St_neurol
30	100	55,0	1,53	23,50	86	96	,90	1,00	185	284	112	52	2
31	100	69,0	1,49	31,08	89	100	,89	1,00	248	374	100	64	2
32	90	75,0	1,68	26,57	90	103	,87	2,00	133	113	170	45	2
33	110	67,0	1,59	26,50	96	102	,94	1,00	135	239	131	48	2
34	90	65,0	1,50	29,08	94	105	,90	1,00	365	424	152	43	2
35	80	67,0	1,58	26,84	80	95	,84	2,00	186	276	125	45	2
36	80	56,0	1,49	25,39	83	93	,89	1,00	385	465	147	50	2
37	100	66,7	1,52	28,87	100	110	,91	1,00	322	394	227	41	2
38	100	72,6	1,60	28,36	96	101	,95	1,00	82	250	242	34	2
39	100	54,5	1,50	24,22	87	95	,92	1,00	240	280	545	49	2
40	90	59,5	1,54	25,09	84	95	,88	1,00	133	157	225	48	2
41	90	71,4	1,55	29,72	94	103	,91	1,00	130	212	184	41	2
42	90	78,5	1,51	34,43	102	112	,91	1,00	154	375	193	36	2
43	100	65,0	1,57	26,37	86	93	,92	1,00	146	214	71	67	2
44	100	67,0	1,43	32,76	85	105	,81	1,00	166	167	107	45	2
45	80	65,0	1,60	25,39	85	90	,94	1,00	102	136	93	87	2
46	80	70,1	1,61	27,04	95	98	,97	1,00	127	261	144	47	2
47	90	64,7	1,60	25,27	84	94	,89	2,00	133	173	165	51	2
48	100	65,2	1,55	27,14	90	107	,84	1,00	104	198	81	60	2
49	100	53,5	1,54	22,56	82	97	,85	1,00	104	184	106	50	2
50	100	70,0	1,65	25,71	93	100	,93	1,00	174	259	180	40	2
51	90	64,0	1,50	28,44	95	105	,90	1,00	135	203	127	40	2
52	90	68,0	1,57	27,59	95	110	,86	1,00	284	313	337	55	2
53	90	99,0	1,68	35,08	113	118	,96	1,00	97	151	129	33	2
54	100	90,0	1,61	34,72	88	99	,89	1,00	145	276	216	53	2
55	90	71,4	1,60	27,89	89	109	,82	1,00	230	280	112	53	2
56	100	61,5	1,44	29,66	96	100	,96	1,00	111	196	74	62	2
57	100	77,0	1,63	28,98	102	106	,96	1,00	101	136	220	43	2
58	99	81,5	1,62	31,05	102	106	,96	1,00	127	233	187	40	2

	FS_RetHT	FS_atstskl	RD_NonPL	RD_PL	MMSE	CDT	katMMSE	KatCDT	MMSECDT	Kognitif	katsistole	Kat_diaastole
30	0	0	2	0	26	1	1,00	1,00	1,00	2,00	1,00	1,00
31	3	2	0	0	23	1	1,00	1,00	1,00	2,00	1,00	1,00
32	2	2	1	0	23	1	1,00	1,00	1,00	2,00	1,00	1,00
33	2	2	0	0	25	4	1,00	2,00	2,00	3,00	1,00	1,00
34	0	0	0	0	19	1	1,00	1,00	1,00	2,00	1,00	1,00
35	0	0	0	0	25	1	1,00	1,00	1,00	2,00	1,00	1,00
36	0	0	1	0	23	2	1,00	1,00	1,00	2,00	1,00	2,00
37	0	0	1	0	23	3	1,00	1,00	1,00	2,00	1,00	1,00
38	2	2	1	0	16	3	1,00	1,00	1,00	2,00	1,00	1,00
39	2	1	1	0	26	1	1,00	1,00	1,00	2,00	1,00	1,00
40	0	0	0	0	26	1	1,00	1,00	1,00	2,00	1,00	1,00
41	0	0	1	0	26	1	1,00	1,00	1,00	2,00	1,00	1,00
42	2	2	2	0	26	1	1,00	1,00	1,00	2,00	1,00	1,00
43	0	0	1	0	28	4	2,00	2,00	2,00	4,00	1,00	1,00
44	0	0	0	0	28	1	2,00	1,00	1,00	3,00	1,00	1,00
45	0	0	0	0	27	1	2,00	1,00	1,00	3,00	1,00	2,00
46	0	0	1	0	26	4	1,00	2,00	2,00	3,00	1,00	2,00
47	0	0	1	0	28	1	2,00	1,00	1,00	3,00	1,00	1,00
48	0	0	0	0	27	2	2,00	1,00	1,00	3,00	1,00	1,00
49	0	0	2	0	27	2	2,00	1,00	1,00	3,00	1,00	1,00
50	2	2	0	0	27	3	2,00	1,00	1,00	3,00	1,00	1,00
51	0	0	1	0	26	3	1,00	1,00	1,00	2,00	1,00	1,00
52	2	2	1	0	28	3	2,00	1,00	1,00	3,00	1,00	1,00
53	0	0	0	0	28	1	2,00	1,00	1,00	3,00	1,00	1,00
54	0	0	1	0	24	1	1,00	1,00	1,00	2,00	1,00	1,00
55	0	0	1	0	27	4	2,00	2,00	2,00	4,00	1,00	1,00
56	2	2	1	0	24	3	1,00	1,00	1,00	2,00	1,00	1,00
57	2	2	1	0	19	1	1,00	1,00	1,00	2,00	1,00	1,00
58	0	0	0	0	27	3	2,00	1,00	1,00	3,00	1,00	1,00

	tensi	kattensi	Kat_trigliserid	Kat_HDL	Kat_GD1	Kat_LP	Sindmetab	katSM	katSM2	kat_IMT	kat_IMT2
30	2,00	1,00	2,00	2,00	1,00	1,00	1,00	3,00	3,00	3,00	3,00
31	2,00	1,00	2,00	2,00	1,00	1,00	1,00	3,00	3,00	5,00	3,00
32	2,00	1,00	1,00	2,00	1,00	1,00	1,00	4,00	4,00	4,00	3,00
33	2,00	1,00	2,00	2,00	1,00	1,00	1,00	3,00	3,00	4,00	3,00
34	2,00	1,00	1,00	2,00	1,00	1,00	1,00	4,00	4,00	4,00	3,00
35	2,00	1,00	2,00	2,00	1,00	1,00	1,00	3,00	3,00	4,00	3,00
36	3,00	1,00	2,00	2,00	1,00	1,00	1,00	3,00	3,00	4,00	3,00
37	2,00	1,00	1,00	2,00	1,00	1,00	1,00	4,00	4,00	4,00	3,00
38	2,00	1,00	1,00	1,00	2,00	1,00	1,00	4,00	4,00	4,00	3,00
39	2,00	1,00	1,00	2,00	1,00	1,00	1,00	4,00	4,00	3,00	3,00
40	2,00	1,00	1,00	2,00	1,00	1,00	1,00	4,00	4,00	4,00	3,00
41	2,00	1,00	1,00	2,00	1,00	1,00	1,00	4,00	4,00	4,00	3,00
42	2,00	1,00	1,00	1,00	1,00	1,00	1,00	5,00	5,00	5,00	3,00
43	2,00	1,00	2,00	2,00	1,00	1,00	1,00	3,00	3,00	4,00	3,00
44	2,00	1,00	2,00	2,00	1,00	2,00	2,00	2,00	2,00	5,00	3,00
45	3,00	1,00	2,00	2,00	2,00	1,00	2,00	2,00	2,00	4,00	3,00
46	3,00	1,00	2,00	2,00	1,00	1,00	1,00	3,00	3,00	4,00	3,00
47	2,00	1,00	1,00	2,00	1,00	2,00	1,00	3,00	3,00	4,00	3,00
48	2,00	1,00	2,00	2,00	2,00	1,00	2,00	2,00	2,00	4,00	3,00
49	2,00	1,00	2,00	2,00	2,00	1,00	2,00	2,00	2,00	2,00	2,00
50	2,00	1,00	1,00	2,00	1,00	1,00	1,00	4,00	4,00	4,00	3,00
51	2,00	1,00	2,00	2,00	1,00	1,00	1,00	3,00	3,00	4,00	3,00
52	2,00	1,00	1,00	2,00	1,00	1,00	1,00	4,00	4,00	4,00	3,00
53	2,00	1,00	2,00	1,00	2,00	1,00	1,00	3,00	3,00	5,00	3,00
54	2,00	1,00	1,00	2,00	1,00	1,00	1,00	4,00	4,00	5,00	3,00
55	2,00	1,00	2,00	2,00	1,00	1,00	1,00	3,00	3,00	4,00	3,00
56	2,00	1,00	2,00	2,00	1,00	1,00	1,00	3,00	3,00	4,00	3,00
57	2,00	1,00	1,00	2,00	2,00	1,00	1,00	3,00	3,00	4,00	3,00
58	2,00	1,00	1,00	2,00	1,00	1,00	1,00	4,00	4,00	5,00	3,00

	katensi_01	Kolesterol	katkolesterol	katkolesterol_01	katrigiserid	kat_HDL_0_01	LDkcatLDL	kat_IDL_01	kat_GD1_01	Kat_LP_01	HbA1C
30	1,00	248	1,00	1,00	,00	,00	156	1,00	1,00	1,00	7,2
31	1,00	235	1,00	1,00	,00	,00	135	1,00	1,00	1,00	7,9
32	1,00	221	1,00	1,00	,00	,00	124	2,00	,00	1,00	5,9
33	1,00	171	2,00	,00	,00	,00	105	2,00	,00	1,00	6,6
34	1,00	274	1,00	1,00	,00	,00	177	1,00	1,00	1,00	12,5
35	1,00	186	2,00	,00	,00	,00	115	2,00	,00	1,00	13,2
36	1,00	236	1,00	1,00	,00	,00	146	1,00	1,00	1,00	11,4
37	1,00	269	1,00	1,00	,00	,00	158	1,00	1,00	1,00	9,3
38	1,00	212	1,00	1,00	1,00	1,00	115	2,00	,00	1,00	5,9
39	1,00	308	1,00	1,00	,00	,00	145	1,00	1,00	1,00	8,7
40	1,00	227	1,00	1,00	,00	,00	127	2,00	,00	1,00	7,3
41	1,00	215	1,00	1,00	,00	,00	133	1,00	1,00	1,00	6,8
42	1,00	197	2,00	,00	1,00	1,00	153	1,00	1,00	1,00	12,5
43	1,00	210	1,00	1,00	,00	,00	148	1,00	1,00	1,00	8,2
44	1,00	224	1,00	1,00	,00	,00	133	1,00	1,00	1,00	7,3
45	1,00	220	1,00	1,00	,00	,00	121	2,00	,00	,00	5,7
46	1,00	217	1,00	1,00	,00	,00	147	1,00	1,00	1,00	80,0
47	1,00	239	1,00	1,00	,00	,00	144	1,00	1,00	1,00	5,8
48	1,00	184	2,00	,00	,00	,00	91	2,00	,00	,00	11,0
49	1,00	238	1,00	1,00	,00	,00	144	1,00	1,00	,00	5,7
50	1,00	152	2,00	,00	1,00	,00	87	2,00	,00	1,00	6,5
51	1,00	196	2,00	,00	,00	,00	113	2,00	,00	1,00	5,8
52	1,00	263	1,00	1,00	,00	,00	148	1,00	1,00	1,00	10,8
53	1,00	179	2,00	,00	,00	1,00	116	2,00	,00	,00	11,1
54	1,00	265	1,00	1,00	,00	,00	154	1,00	1,00	1,00	10,7
55	1,00	197	2,00	,00	,00	,00	107	2,00	,00	1,00	8,2
56	1,00	202	1,00	1,00	,00	,00	102	2,00	,00	1,00	6,3
57	1,00	175	2,00	,00	1,00	,00	90	2,00	,00	,00	5,6
58	1,00	146	2,00	,00	1,00	,00	82	2,00	,00	1,00	6,0

	kathbA1c	FS_RetHT_2x2	FS_arterio_2x2	FS_spasme_2x2	RD_nonPL_2x2	RD_PL_2x2	kognitif_01	sindmetab_01
30	1,00	2,00	2,00	2	1,00	2,00	1,00	1,00
31	1,00	1,00	1,00	1	2,00	2,00	1,00	1,00
32	2,00	1,00	1,00	1	1,00	2,00	1,00	1,00
33	2,00	1,00	1,00	1	2,00	2,00	,00	1,00
34	1,00	2,00	2,00	2	2,00	2,00	1,00	1,00
35	1,00	2,00	2,00	2	2,00	2,00	1,00	1,00
36	1,00	2,00	2,00	2	1,00	2,00	1,00	1,00
37	1,00	2,00	2,00	2	1,00	2,00	1,00	1,00
38	2,00	1,00	1,00	1	1,00	2,00	1,00	1,00
39	1,00	1,00	1,00	1	1,00	2,00	1,00	1,00
40	1,00	2,00	2,00	2	2,00	2,00	1,00	1,00
41	2,00	2,00	2,00	2	1,00	2,00	1,00	1,00
42	1,00	1,00	1,00	1	1,00	2,00	1,00	1,00
43	1,00	2,00	2,00	2	1,00	2,00	,00	1,00
44	1,00	2,00	2,00	2	2,00	2,00	,00	,00
45	2,00	2,00	2,00	2	2,00	2,00	,00	,00
46	1,00	2,00	2,00	2	1,00	2,00	,00	1,00
47	2,00	2,00	2,00	2	1,00	2,00	,00	1,00
48	1,00	2,00	2,00	2	2,00	2,00	,00	,00
49	2,00	2,00	2,00	2	1,00	2,00	,00	,00
50	2,00	1,00	1,00	1	2,00	2,00	,00	1,00
51	2,00	2,00	2,00	1	1,00	2,00	1,00	1,00
52	1,00	1,00	1,00	1	1,00	2,00	,00	1,00
53	1,00	2,00	2,00	2	2,00	2,00	,00	1,00
54	1,00	2,00	2,00	2	1,00	2,00	1,00	1,00
55	1,00	2,00	2,00	2	1,00	2,00	,00	1,00
56	2,00	1,00	1,00	1	1,00	2,00	1,00	1,00
57	2,00	1,00	1,00	1	1,00	2,00	1,00	1,00
58	2,00	2,00	2,00	2	2,00	2,00	,00	1,00

	dislipid_jum	dislipid_01	stl2	dtt2	hiperten	hipert2	hipertensi
30	,00	,00	3,00	3,00	6,00	2,00	1,00
31	,00	,00	2,00	3,00	5,00	2,00	1,00
32	1,00	,00	2,00	2,00	4,00	2,00	1,00
33	,00	,00	3,00	3,00	6,00	2,00	1,00
34	1,00	,00	2,00	2,00	4,00	2,00	1,00
35	,00	,00	1,00	2,00	3,00	2,00	1,00
36	,00	,00	1,00	1,00	2,00	1,00	,00
37	1,00	,00	2,00	3,00	5,00	2,00	1,00
38	2,00	1,00	3,00	3,00	6,00	2,00	1,00
39	1,00	,00	3,00	3,00	6,00	2,00	1,00
40	1,00	,00	2,00	2,00	4,00	2,00	1,00
41	1,00	,00	2,00	2,00	4,00	2,00	1,00
42	2,00	1,00	2,00	2,00	4,00	2,00	1,00
43	,00	,00	2,00	3,00	5,00	2,00	1,00
44	,00	,00	3,00	3,00	6,00	2,00	1,00
45	,00	,00	1,00	1,00	2,00	1,00	,00
46	,00	,00	1,00	1,00	2,00	1,00	,00
47	1,00	,00	1,00	2,00	3,00	2,00	1,00
48	,00	,00	2,00	3,00	5,00	2,00	1,00
49	,00	,00	2,00	3,00	5,00	2,00	1,00
50	1,00	,00	3,00	3,00	6,00	2,00	1,00
51	,00	,00	2,00	2,00	4,00	2,00	1,00
52	1,00	,00	2,00	2,00	4,00	2,00	1,00
53	1,00	,00	1,00	2,00	3,00	2,00	1,00
54	1,00	,00	2,00	3,00	5,00	2,00	1,00
55	,00	,00	2,00	2,00	4,00	2,00	1,00
56	,00	,00	2,00	3,00	5,00	2,00	1,00
57	1,00	,00	3,00	3,00	6,00	2,00	1,00
58	1,00	,00	2,00	2,00	4,00	2,00	1,00

No	Nama	Jenkel	umur	Nikah	Pendidikan	Pekerjaan	Status	Riw_HT Lama	HT Kontrol	HT	Riw_DM
59	D	1	60	1	5	7	1	1	1	2	1
60	S	2	48	1	5	3	1	1	3	2	1
61	QR	2	60	1	3	1	1	1	3	2	1

	Lama_DM	Kontrol_DM	Riw_koles	Lama_koles	Kontrol_koles	ke_ssp	DM	HT	Stroke	Jantung	Obesitas	sis
59	3	2	1	2	1	2	2	2	2	2	2	140
60	2	2	1	2	1	2	1	2	1	2	1	150
61	3	2	1	3	2	2	2	2	2	2	2	180

	dias	BB	TB	BMI	L_pinggang	L_panggul	Waisthip	kat_WHR	GD1	GD2	Trigliserida	HDL	St_neurol
59	90	60,0	1,63	22,58	90	95	,95	1,00	79	200	119	27	2
60	90	90,0	1,56	36,98	90	100	,90	1,00	188	174	121	35	2
61	100	60,6	1,52	26,23	90	99	,91	1,00	159	299	280	47	2

	FS_RetHT	FS_artski	RD_NonPL	RD_PL	MMSE	CDT	katMMSE	KatCDT	MMSECDT	Kognitif	katsistole	Kat_dia stole
59	2	2	0	0	24	1	1,00	1,00	1,00	2,00	1,00	1,00
60	0	0	0	0	27	3	2,00	1,00	1,00	3,00	1,00	1,00
61	2	2	0	0	29	1	2,00	1,00	1,00	3,00	1,00	1,00

	tensi	kattensi	Kat_triglycerid	Kat_HDL	Kat_GD1	Kat_LP	Sindmetab	katSM	katSM2	kat_IMT	kat_IMT2
59	2,00	1,00	2,00	1,00	2,00	1,00	1,00	3,00	3,00	2,00	2,00
60	2,00	1,00	2,00	1,00	1,00	1,00	1,00	4,00	4,00	5,00	3,00
61	2,00	1,00	1,00	2,00	1,00	1,00	1,00	4,00	4,00	4,00	3,00

	katensi_01	Kolesterol	katkolesterol_01	katkolesterol_01	katriglycerid_01	kat_HDL_01	LDL_01	LDL_01	kat_GD1_01	Kat_LP_01	HbA1C
59	1,00	154	2,00	,00	1,00		98	2,00	,00	,00	6,1
60	1,00	175	2,00	,00	1,00		112	2,00	,00	1,00	8,7
61	1,00	205	1,00	1,00	,00		109	2,00	,00	1,00	9,8

	kathbA1c	FS_RetHT_2x2	FS_arterio_2x2	FS_spasme_2x2	RD_nonPL_2x2	RD_PL_2x2	kognitif_01	sindmetab_01
59	2,00	1,00	1,00	1	2,00	2,00	1,00	1,00
60	1,00	2,00	2,00	2	2,00	2,00	,00	1,00
61	1,00	1,00	1,00	1	2,00	2,00	,00	1,00

	dislipid_jum	dislipid_01	st12	dt12	hiperten	hipert2	hipertensi
59	1,00	,00	2,00	2,00	4,00	2,00	1,00
60	1,00	,00	2,00	2,00	4,00	2,00	1,00
61	1,00	,00	3,00	3,00	6,00	2,00	1,00